

**Commonwealth of Massachusetts
Board of Library Commissioners**

98 North Washington Street • Boston, Massachusetts 02114
617 725-1860 • 800 952-7403 (in-state only) • FAX 617 725-0140

MASSACHUSETTS LIBRARY DATA

Automated Resource Sharing Networks Report FY2006 (July 1, 2005 - June 30, 2006)

**Compiled: December, 2006
Distributed: May, 2007**

Dr. Em Claire Knowles, Chairman
George T. Comeau, Esq., Vice Chairman
Katherine K. Dibble, Secretary

Edward L. Bertorelli
Richard D. Dunbar
Joseph S. Hopkins
Vicki L. Kaufman
Emily M. Salaun
Irving H. Zangwill

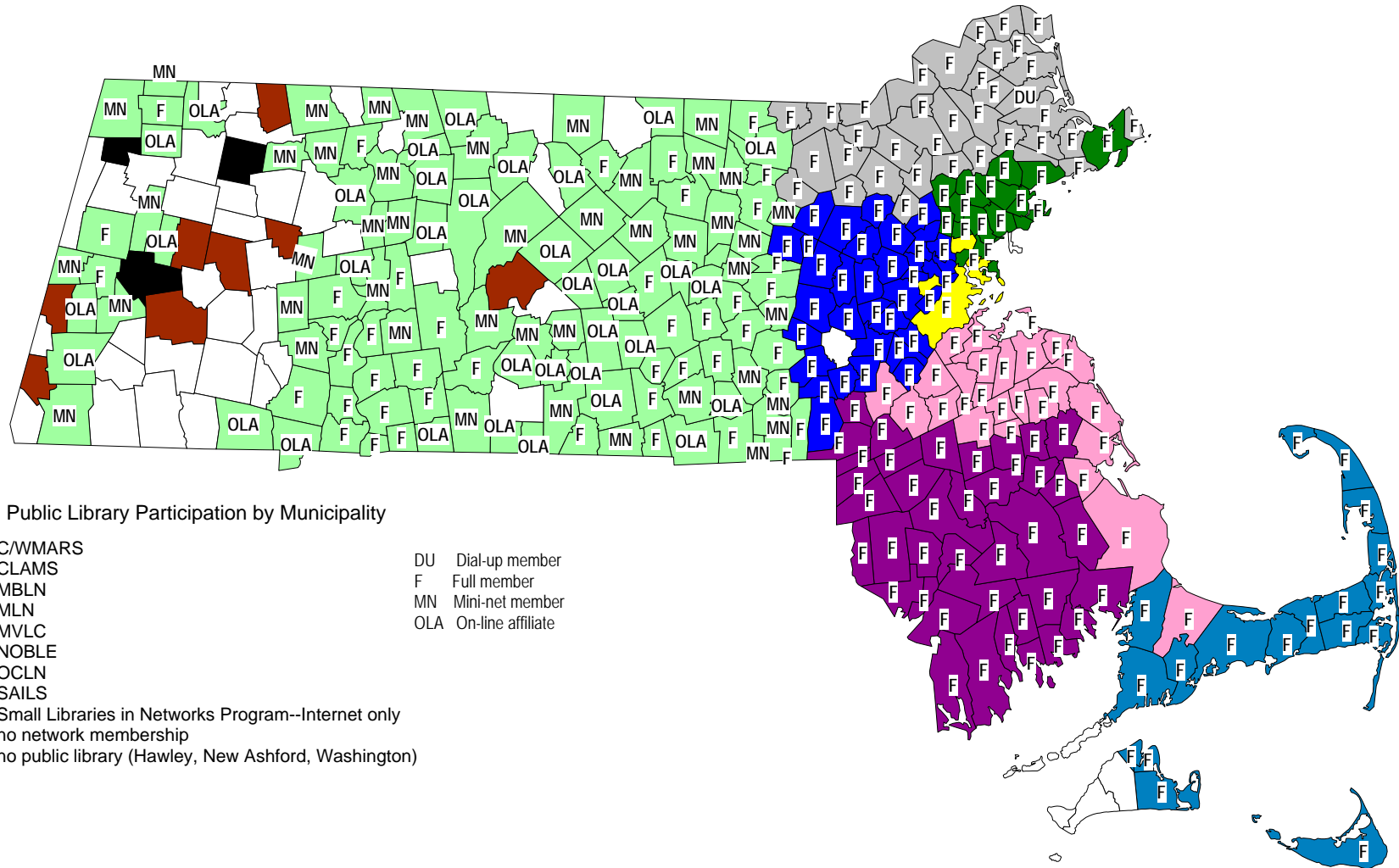
Massachusetts Board of Library Commissioners

Prepared with LSTA funds

Preparation of this report was supported in part by the U.S. Institute of Museum and Library Services. However, the opinions expressed herein do not necessarily reflect the position or policy of that agency, and no official endorsement by that agency should be inferred.

Massachusetts Board of Library Commissioners

Public Library Participation in Automated Resource Sharing Networks



Introduction

The ***Automated Resource Sharing Networks Report, FY2006*** displays data submitted by nine automated resource sharing networks serving libraries in Massachusetts.

With this report we present data about the automated resource sharing networks in one consistent format. Please note that some of the data reflects activity during fiscal year 2006 (July 1, 2005—June 30, 2006) while other data is reported as a snapshot as of June 30, 2006. Snapshot data may well have changed by the time you read this report.

Going forward we will assess the usefulness of the data presented here and consider adding or deleting data elements based on feedback from the networks, the Board, and the library community.

We welcome your comments.

Dianne L. Carty, Head, State Aid & Data Coordination
Ann Downey, Systems Analyst
Paul Kissman, Library Information Systems Specialist
Uechi Ng, Administrative Assistant

Robert C. Maier, Director
Massachusetts Board of Library Commissioners
98 North Washington Street, Suite 401, Boston, MA 02114
1-800-952-7403 or 617-725-1860; FAX 617-725-0410
mass.gov/mblc

Massachusetts Library Data: Automated Resource Sharing Networks Report FY2006 (July 1, 2005 - June 30, 2006)

Compiled: December, 2006

Distributed: February, 2007

Automated Resource Sharing Networks Report FY2006 (July 1, 2005 - June 30, 2006)

Table of Contents

Network Address List.....	1
Network Membership.....	2
Total Operating Income	3
Erate Income	4
Total Operating Expenditures	5
Network Telecommunication Expenditures.....	6
Capital Expenditures.....	7
Resource Sharing Information	8
Network Facilities.....	9
Staffing.....	10
Member Services Provided.....	11
Appendix A - Charts and Tables	
A-1, Network Membership by Type as of June 30, 2006.....	13
A-2, FY2006 Network Operating Income by Source	14
A-3, Network Operating Income by Source, FY2002 - FY2006.....	15
A-4, FY2006 Network Operating Expenditures by Type.....	16
A-5, Network Operating Expenditures by Type, FY2003 - FY2006.....	17
A-6, Total Interlibrary Loans via Networks	18
A-7, Staffing-FY2003 - FY2006	19
A-8, Capital Expenditures-FY2004 - FY2006	20
Appendix B - Definitions for Networks Data.....	21
Appendix C - List of Network Members	26

Network Address List

<p>Cape Libraries Automated Materials Sharing, Inc. Monica Grace, Executive Director 270 Communication Way Unit 4E/4F Hyannis, MA 02601 President: Lucy Loomis Vendor Info: Innovative Interfaces, Millennium 2005 1.2 Phone: (508)790-4399 Fax: (508)771-4533</p>
<p>Central/Western MA Automated Resource Joan Kuklinski, Executive Director 1 Sunset Lane Paxton, MA 01612 President: Christine Berquist Vendor Info: ILL, Millennium & InnReach 2002, Phase 2 (all) Phone: (508)755-3323 Fax: (508)755-3721</p>
<p>Fenway Libraries Online Walter Stine, Acting Executive Director c/o Wentworth Institute of Technology 550 Huntington Avenue Boston, MA 02115 President: Walter Punch Vendor Info: Ex Libris, Voyager 6.1 Phone: (617)442-2384 Fax: (617)442-1519</p>
<p>Merrimack Valley Library Consortium, Inc. Larry Rungren, Executive Director 123 Tewksbury Street Andover, MA 01810 President: Lori Hodgson Vendor Info: SirsiDynix, Horizon 7.3.3 Phone: (978)475-7632 Fax: (978)475/7179</p>
<p>Metro Boston Library Network Ken Peterson, Administrator Boston Public Library PO Box 286 Boston, MA 02116 President: Vendor Info: SirsiDynix, Horizon 7.3.3 Phone: (617)859-2386 Fax: (617)267-0364</p>

<p>Minuteman Library Network Susan McAlister, Executive Director 10 Strathmore Road Natick, MA 01760-2419 President: William Talentino Vendor Info: Innovative Interfaces, Millennium 2005 Phone: (508)655-8008 Fax: (508)655-1507</p>
<p>North of Boston Library Exchange Ron Gagnon, Executive Director 26 Cherry Hill Drive Danvers, MA 01923 President: Sue Koronowski Vendor Info: Innovative Interfaces, Millennium 2005 Phone: (978)777-8844 Fax: (978)750-8472</p>
<p>Old Colony Library Network David Slater, Executive Director 220 Forbes Road, Suite 401 Braintree, MA 20184 President: Jackie Rafferty Vendor Info: Sirsi, Unicorn 2003.0.11.1 Phone: (781)794-2513 Fax: (781)794-2517</p>
<p>SAILS Debby Conrad, Executive Director 574 West Grove Sreet #4 Middleborough, MA 02346 President: Elaine Jackson Vendor Info: SirsiDynix, Unicorn 2003.1.4.3 Phone: (508)946-8601 Fax: (508)946-8605</p>

Network Membership as of FY2006

Network	Members/Sites					Total	Full Members	Mininets	OLA	Dial-up Members	MLIN-I	SLIN Internet Only
	Public	Schools	Academic	Special								
C/W MARS	121	2	11	4		58	46	34	0	31	9	
	140	2	11	4		157						
CLAMS	24	0	1	0		25	0	0	0	0	0	
	33	0	1	0		34						
FLO	0	0	8	1		9	0	0	0	0	0	
	0	0	11	2		13						
MBLN	3	2	2	1		8	0	0	0	0	0	
	30	29	2	1		62						
MLN	35	0	6	0		41	0	0	0	0	0	
	61	0	7	0		68						
MVLC	35	0	0	0		35	0	0	1	0	0	
	39	0	0	0		39						
NOBLE	17	1	9	1		28	0	1	0	0	0	
	21	1	12	1		35						
OCLN	26	0	2	0		28	0	0	0	0	0	
	35	0	3	0		38						
SAILS	39	10	2	1		52	0	0	0	0	0	
	49	21	3	1		74						
Totals:	300	15	41	8		364	281	46	35	1	31	9
	408	53	50	9		520						

*MLIN-I and SLIN Internet Only are not included in network membership total

Total Operating Income for FY2006

Network	Member Fees		MBLC Funds			Other Sources	Tot Op Income
	Basic Fees	Elective Svcs.*	Telecomm.	Net Resource Sh.	Small Libs/Nets		
C/W MARS	2,186,101	40,423	154,566	91,986	114,340	0	619,925
CLAMS	629,893	10,550	29,527	33,456	0	21,927	725,353
FLO	399,106	598,743	3,459	31,767	0	10,681	1,043,756
MBLN	460,853	0	51,253	74,654	0	0	586,670
MLN	1,521,851	0	74,436	91,166	0	38,604	1,726,057
MVLC	1,023,855	0	41,024	47,797	12,500	21,220	1,146,396
NOBLE	1,161,410	133,785	76,287	52,397	0	80,000	1,503,879
OCLN	868,933	0	50,325	48,422	0	79,888	1,047,568
SAILS	874,721	53,106	57,123	59,355	0	0	1,044,305

Totals:	9,126,723	836,607	538,000	531,000	126,840	252,320	9,443,909
---------	-----------	---------	---------	---------	---------	---------	-----------

* FLO purchased a significant number of databases; all fund offset by elective services operating income.

Erate Income for FY2006

Network	Erate Received	Erate %
C/W MARS	322,502	52 %
CLAMS	0	47 %
FLO	0	0 %
MBLN	518,249	88 %
MLN	89,128	43 %
MVLC	57,197	42 %
NOBLE	43,858	48 %
OCLN	77,468	45 %
SAILS	86,536	44 %
Total:	1,194,938	

Total Operating Expenditures for FY2006

Network	Staff	Admin.Support	Telecomm.*	ILS H/S Maint.	Tel. H/S Maint.	Database Lic.**	Biblio.Svcs.	Other Operating	Total Operating
C/W MARS	935,584	190,645	384,276	290,794	97,960	77,068	149,117	85,958	2,211,402
CLAMS	313,567	81,009	152,464	59,065	28,215	7,922	29,192	0	671,434
FLO	203,318	69,962	8,864	63,383	7,366	598,743	9,613	15,781	977,030
MBLN	154,825	400	70,275	665,154	596,619	0	20,750	100	1,508,123
MLN	866,614	139,380	173,694	145,000	53,660	52,250	107,601	55,017	1,593,216
MVLC	525,992	127,989	105,585	70,931	58,453	63,809	58,230	5,581	1,016,570
NOBLE	594,742	144,415	144,818	181,884	76,830	165,117	37,326	43,714	1,388,846
OCLN	361,039	88,943	106,180	73,888	50,829	41,121	44,376	0	766,376
SAILS	466,022	122,724	106,180	97,062	15,750	70,226	46,881	69,743	994,588
Totals:	4,421,703	965,467	1,252,336	1,647,161	985,682	1,076,256	503,086	275,894	11,127,585

* Expenditures after E-Rate discounts applied.

** FLO purchased a significant number of database; all fund offset by elective services operating income on page 3.

Network Telecommunication Expenditures for FY2006*

Network	Dial Access Libs	Small Libs in Netwk	Internet Only Libs	Central Site Internet	Remote-to-host	Total Telecomm. Expenditures
C/W MARS	0	14,972	4,825	3,329	361,150	384,276
CLAMS	0	0	0	14,490	137,974	152,464
FLO	0	0	0	8,864	0	8,864
MBLN	0	0	0	22,387	47,888	70,275
MLN	0	0	0	27,768	145,926	173,694
MVLC	339	0	0	26,260	78,986	105,585
NOBLE	0	0	0	46,451	98,367	144,818
OCLN	0	0	0	19,644	86,536	106,180
SAILS	0	0	0	19,644	86,536	106,180

Totals:	339	14,972	4,825	188,837	1,043,363	1,252,336
---------	-----	--------	-------	---------	-----------	-----------

* Expenditures after E-Rate discounts applied.

Capital Expenditures for FY2006

Network	Capital Expenditures
C/W MARS	243,332
CLAMS	793
FLO	5,389
MBLN	0
MLN	25,803
MVLC	35,965
NOBLE	97,863
OCLN	131,163
SAILS	14,705
Total:	555,013

Resource Sharing Information as of June 30, 2006

Network	Bibliographic Database		Electronically Facilitated ILL's			Subtotal	Total Circulation
	Number of Titles	Number of Items	Network Transfers	From Virtual Catalog	Point-to-Point		
C/W MARS	1,782,898	8,110,407	706,981	8,750	0	715,731	10,136,763
CLAMS	474,220	1,427,086	311,779	3,676	4,763	320,218	2,813,921
FLO	727,684	1,001,413	4,198	272	0	4,470	268,628
MBLN	2,254,450	5,138,351	28,302	6,186	0	34,488	2,842,900
MLN	1,280,227	6,284,896	1,347,971	12,986	4,607	1,365,564	14,547,122
MVLC	869,813	3,138,219	543,400	0	5,725	549,125	5,780,980
NOBLE	1,101,236	3,185,780	481,697	6,305	387	488,389	3,687,689
OCLN	820,039	2,939,512	481,697	6,305	387	488,389	5,223,594
SAILS	955,666	3,417,415	581,636	4,811	1,243	587,690	4,388,861

Totals:	10,266,233	34,643,079	4,487,661	49,291	17,112	4,554,064	49,690,458
----------------	------------	------------	-----------	--------	--------	-----------	------------

NETWORKS

06/21/07

Acronym	Staffnum	Staffhours
C/W MARS	18	600.00
CLAMS	8	244.00
FLO	3	105.00
MBLN	4	140.00
MLN	15	530.00
MVLC	8	287.50
NOBLE	14	340.80
OCLN	6	199.50
SAILS	6	210.00

Totals:	82	2,656.80
---------	----	----------

Staffing as of June 30, 2006

Network	Number of Staff	Staff hours worked per week by all staff	FTE (35 hrs/wk)
C/W MARS	18	600.00	17.1
CLAMS	8	244.00	7.0
FLO	3	105.00	3.0
MBLN	4	140.00	4.0
MLN	15	530.00	15.1
MVLC	8	287.50	8.2
NOBLE	14	340.80	9.7
OCLN	6	199.50	5.7
SAILS	6	210.00	6.0

Totals:	82	2,656.80	75.9
---------	----	----------	------

Member Services Provided as of June 30, 2006

Number of Participating Libraries (#)

Network	Wireless Acc Support Lib PC's #	Wireless Acc Support Patron PC's #	Information & Referral Databases	Digital Archiving Services #	Lib Home Page Hosting #	Centralized PC Mgmt. #	On-site PC Support #	On-site Advising/ Consulting #
C/W MARS	Y 7	Y 3	Y 0	Y 0	N 0	Y 0	Y 0	Y
CLAMS	N 0	N 0	N 0	N 0	N 0	N 0	N 0	Y
FLO	N 0	N 0	N 0	N 0	N 0	N 0	N 0	N
MBLN	Y 3	Y 3	Y 1	Y 1	N 0	N 0	N 0	Y
MLN	Y 2	Y 2	Y 36	N 0	N 0	N 0	Y 41	Y
MVLC	N 0	Y 3	Y 20	Y 1	Y 22	N 0	Y 27	Y
NOBLE	Y 6	Y 10	N 0	Y 16	Y 18	N 0	Y 16	Y
OCLN	N 0	N 0	Y 1	N 0	N 0	N 0	N 0	Y
SAILS	Y 1	Y 9	N 0	Y 6	Y 30	Y 40	Y 40	Y

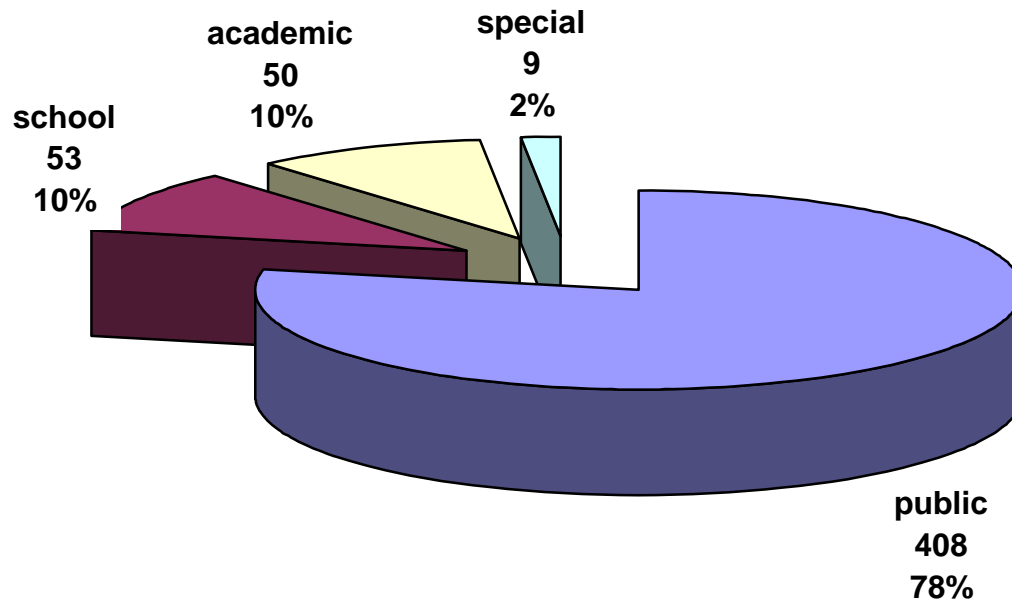
Total Number of Libraries Participating:	19	30	58	24	70	40	124	
--	----	----	----	----	----	----	-----	--

Member Services Provided as of June 30, 2006

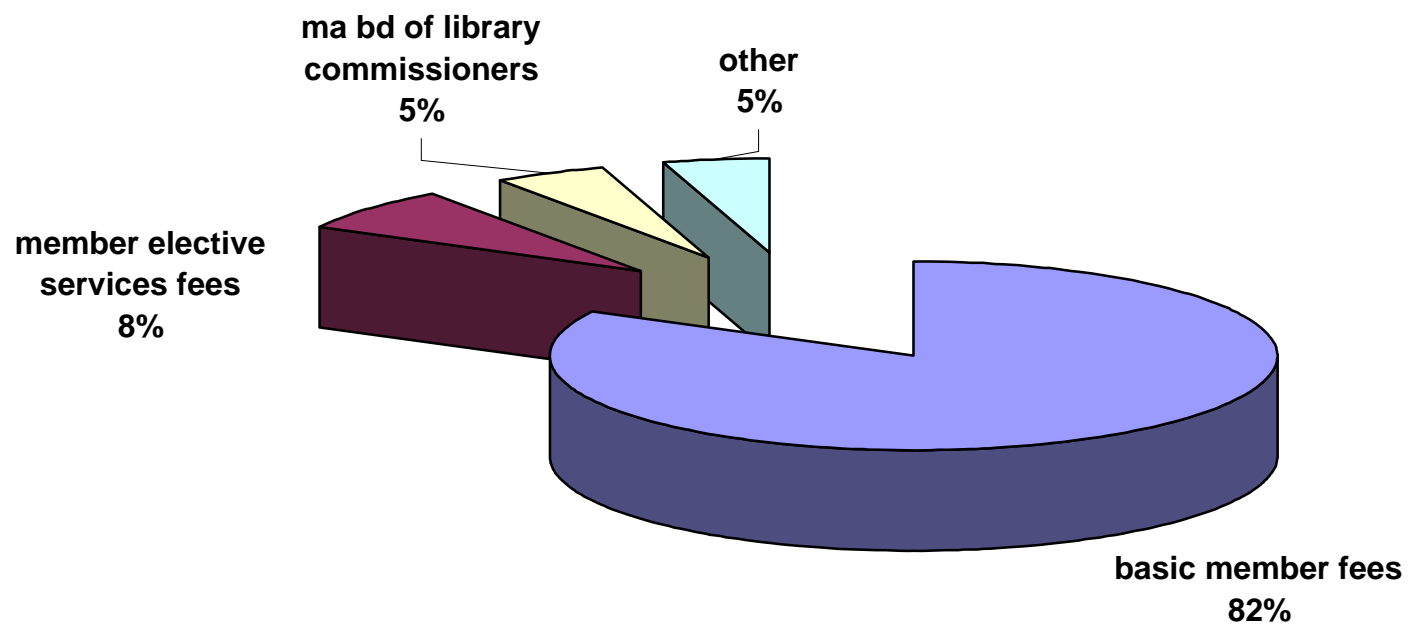
Network	Database Licenses					Continuing Education		Links From:			Time & Print Mgmt.	Authen-tication	Cataloging	Customized Reports
	Part of Member-ship	For Subgrps or Individuals	# of Data-bases	# Remote Access Databases	# in Lib & Remote Databases	# Sessions	# Attendees	OPAC to ebooks	OPAC to Online Journals	Online to OPAC				
C/W MARS	Y	Y	0	0	4	68	929	Y	Y	Y	Y	Y	Y	Y
CLAMS	Y	N	0	0	1	20	107	Y	N	N	N	N	Y	Y
FLO	Y	Y	0	0	129	0	0	Y	Y	N	N	N	N	Y
MBLN	Y	N	0	0	1	1	3	Y	Y	Y	N	Y	Y	Y
MLN	Y	Y	0	0	4	17	278	Y	Y	Y	Y	Y	Y	Y
MVLC	Y	N	4	0	4	63	405	Y	N	Y	N	Y	Y	Y
NOBLE	Y	Y	0	0	21	33	573	Y	N	Y	Y	Y	Y	Y
OCLN	Y	N	0	1	1	10	119	Y	Y	Y	N	Y	Y	Y
SAILS	Y	N	3	0	3	26	195	Y	N	N	Y	N	Y	Y

Totals:			7	1	168	238	2,609							
---------	--	--	---	---	-----	-----	-------	--	--	--	--	--	--	--

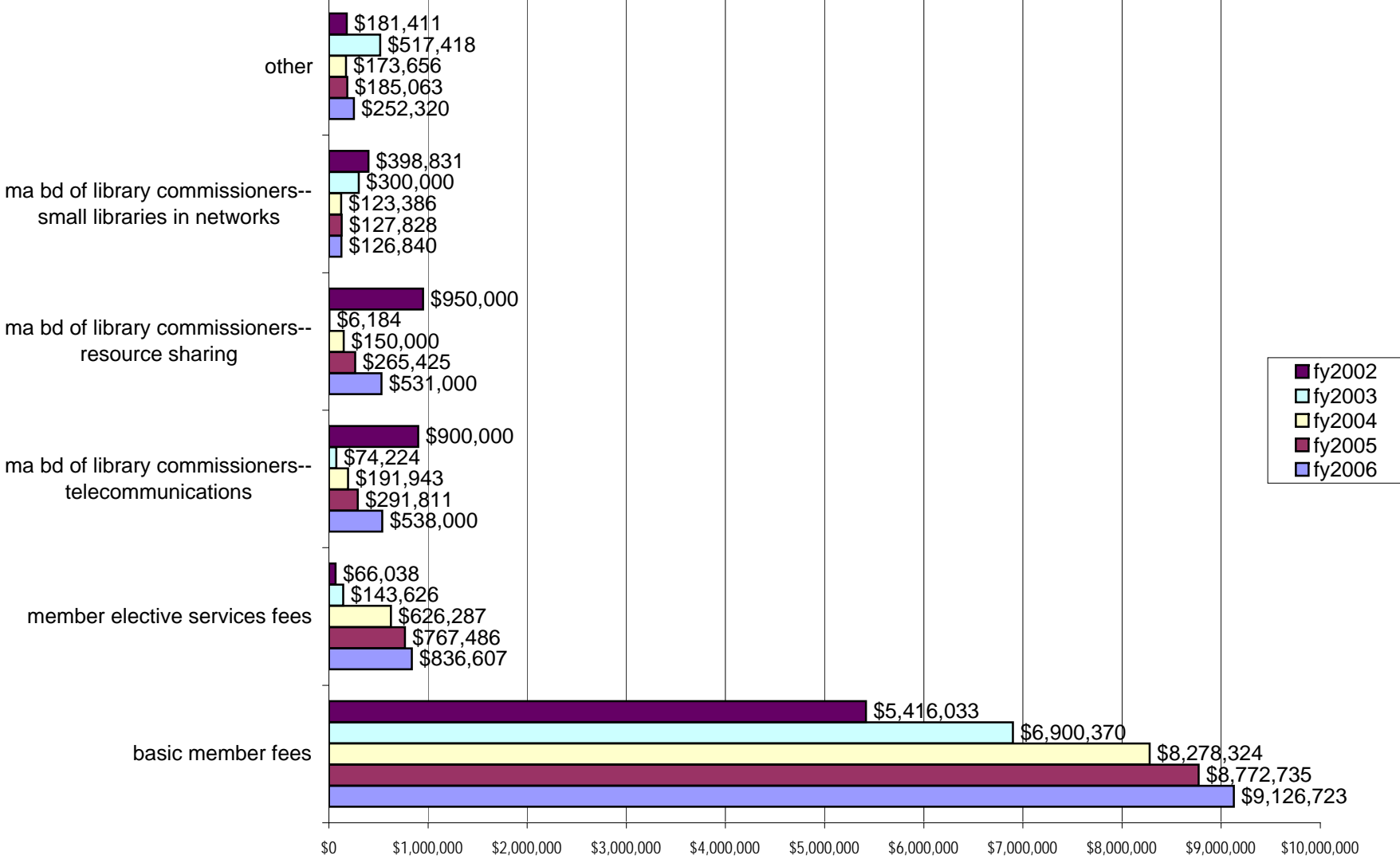
Appendix A-1 Network Membership by Type as of June 30, 2006



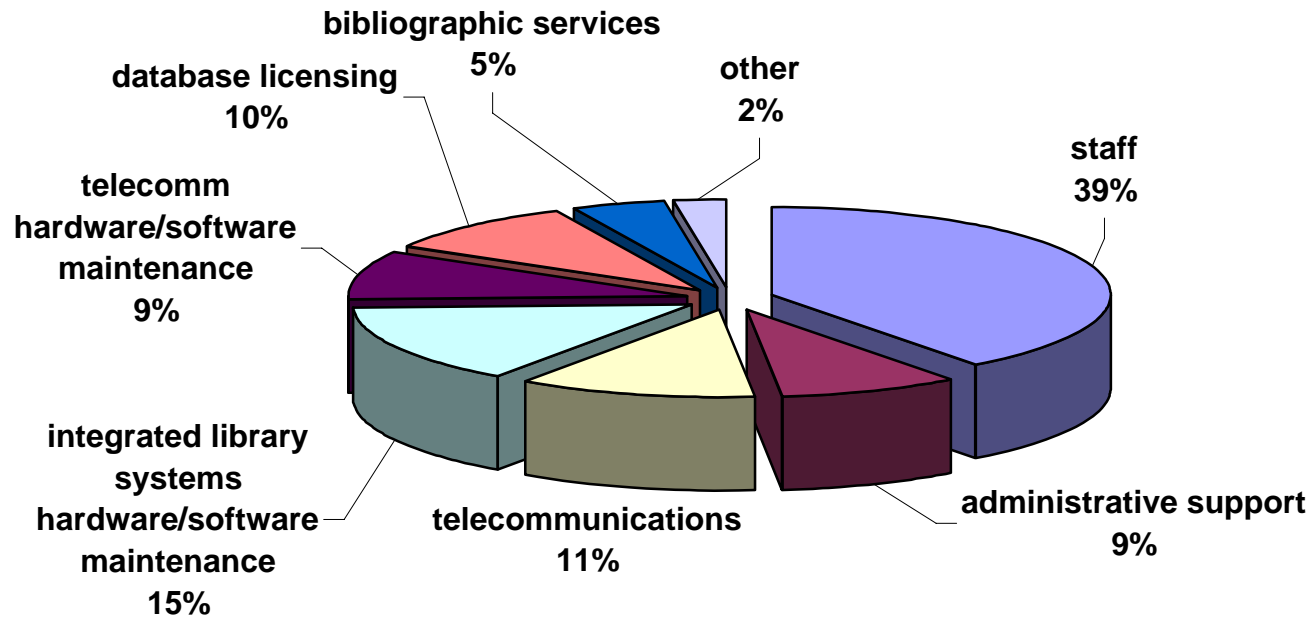
Appendix A-2 FY2006 Network Operating Income by Source



Appendix A-3 Network Operating Income by Source, FY2002 - FY2006

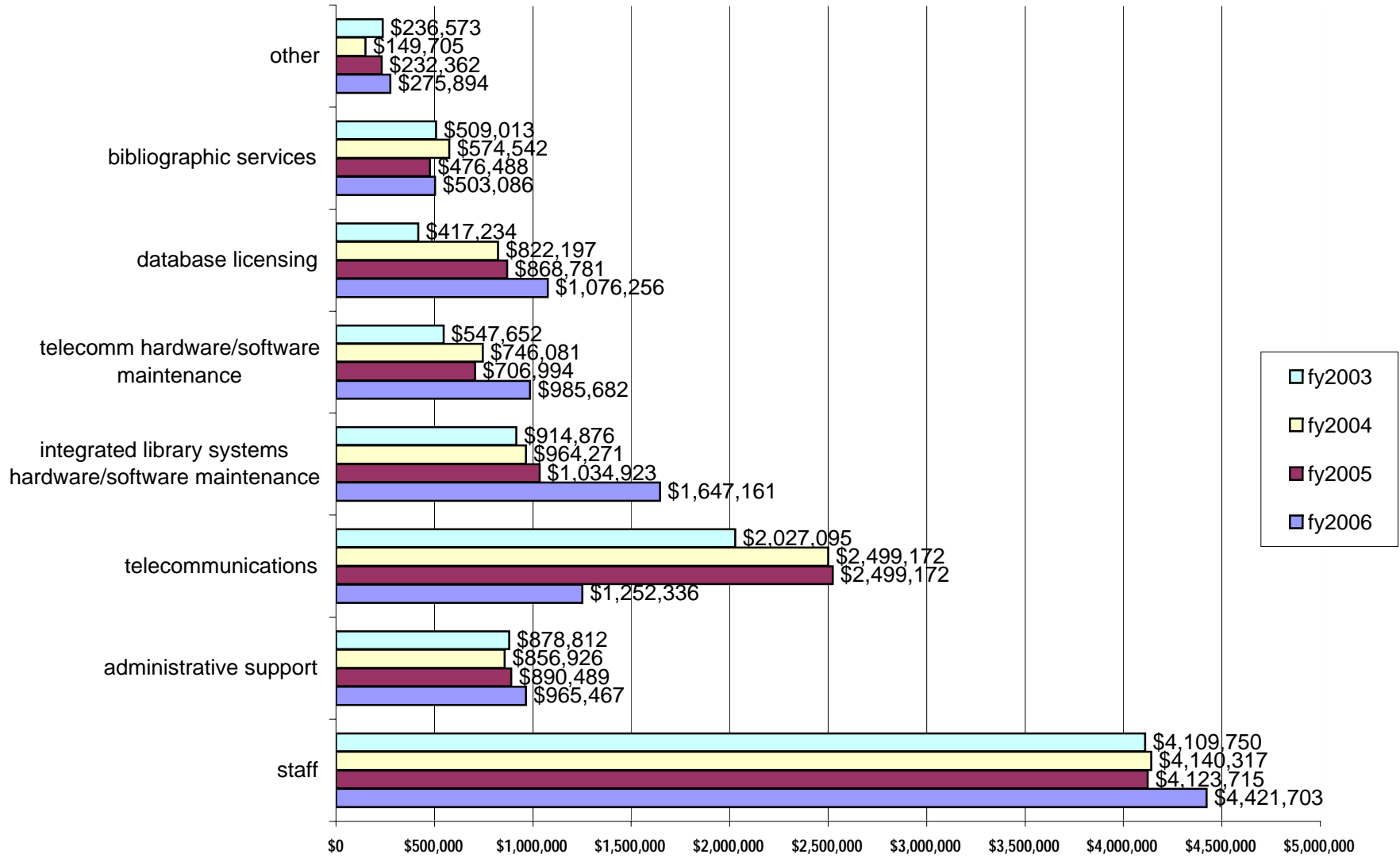


Appendix A-4 FY2006 Network Operating Expenditures by Type

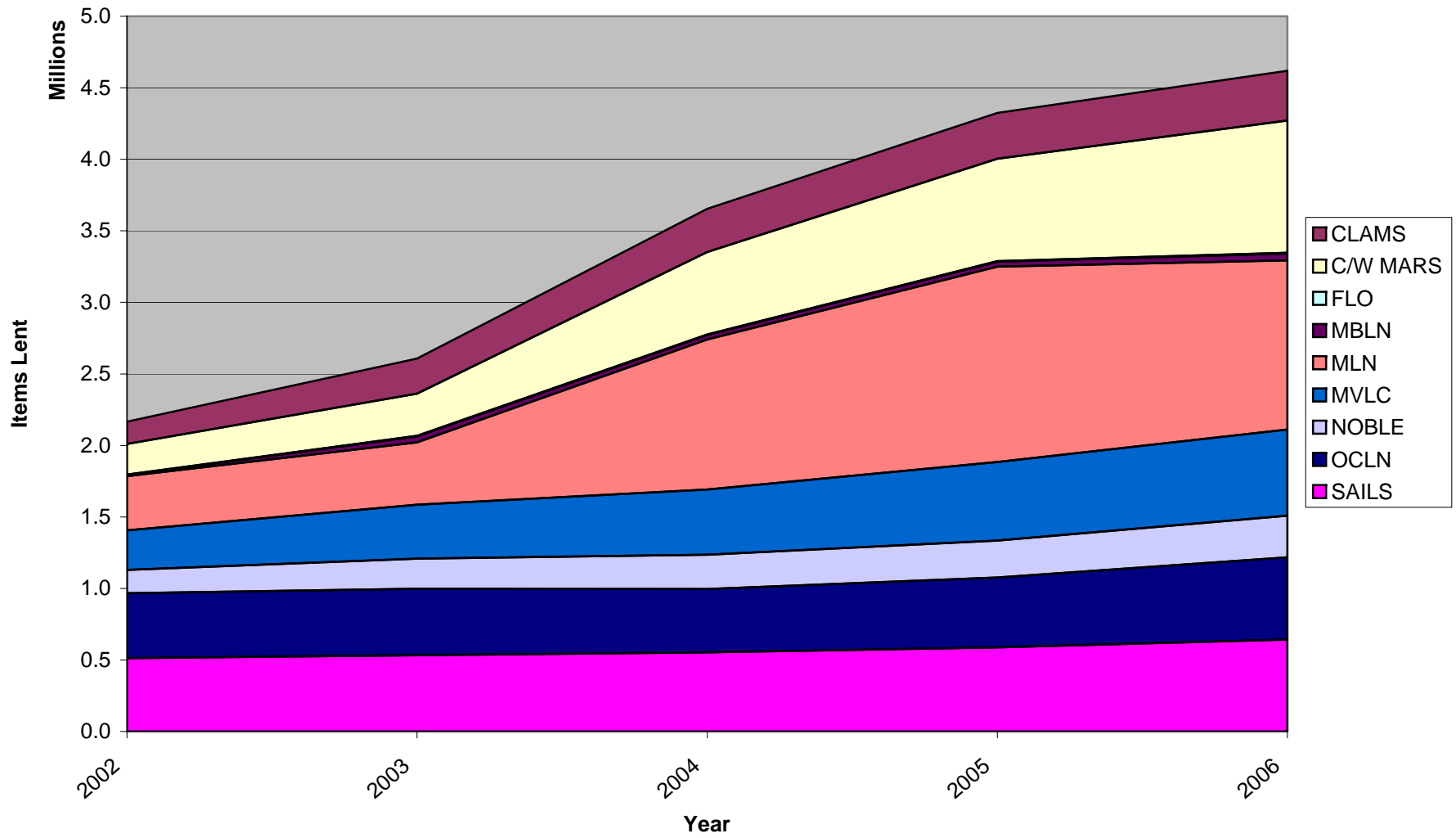


Appendix A-5

Network Operating Expenditures by Type, FY2003 - FY2006



Appendix A-6 Total Interlibrary Loans via Networks



Appendix A-7
Staffing—FY2003 - FY2006

Network	Number of Staff (head count)				Staff hours worked per week by all staff				FTE (35 hrs/week)			
	FY2003	FY2004	FY2005	FY2006	FY2003	FY2004	FY2005	FY2006	FY2003	FY2004	FY2005	FY2006
C/W MARS	21	19	17	18	674.50	642.00	609.5	600.00	19.3	18.3	17.4	17.1
CLAMS	7	7	7	8	280.00	280.00	259.00	244.00	8.0	8.0	7.4	7.0
FLO	4	4	4	3	140.00	140.00	140.00	105.00	4.0	4.0	4.0	3.0
MBLN	2	n/a	2	4	70.00	66.00	70.00	140.00	2.0	1.8	2.0	4.0
MLN	15	15	14	15	530.50	508.50	510.00	530.00	15.2	14.5	14.6	15.1
MVLC	8	8	8	8	282.50	282.50	282.50	287.50	8.1	8.0	8.1	8.2
NOBLE	13	12	13	14	336.62	390.00	337.50	340.80	9.6	11.1	9.6	9.7
OCLN	7	7	7	6	217.50	219.50	217.50	199.50	6.2	6.2	6.2	5.7
SAILS	7	7	7	6	245.00	245.00	245.00	210.00	7.0	7.0	7.0	6.0
Totals:	84	79	79	82	2,776.62	2,773.50	2,671.00	2,656.80	79.3	79.2	76.3	75.9

Appendix A-8
Capital Expenditures–FY2003 - FY2006

Network	Capital Expenditures			
	FY2003	FY2004	FY2005	FY2006
C/W MARS	122,986	235,829	327,663	243,332
CLAMS	140,112	3,035	4,760	793
FLO	256,848	55,780	2,073	5,389
MBLN	0	0	0	0
MLN	766,989	0	50,086	25,803
MVLC	0	0	49,982	35,965
NOBLE	1,540	16,220	132,639	97,863
OCLN	5,522	33,469	44,057	131,163
SAILS	8,816	23,762	13,175	14,705
Totals:	1,302,813	368,095	624,435	555,013

**Appendix B--Definitions for Data
in the Networks Statistics Report, FY2006**

Column Heading	Definition
Members	Total number of network members.
Sites	Number of discrete physical buildings served by the network. Includes branch libraries, multiple campuses, and bookmobiles.
Public	One of the 370 Massachusetts public libraries.
Schools	Public or private, K-12 school library or school library media center.
Academic	Library in a public or private college or university, technical school, and medical or law school.
Special	Library in a business firm (law, sci-tech, consulting group, etc.), professional association, government agency, museum or other organized group; includes profit, not-for-profit, and non-profits.
Full Members	Full participant in the network according to existing rules and procedures of the network.
Mininets	In the C/W MARS network only, a public library serving a population under 10,000 or a school or academic library with a student FTE of under 1,000 that receives basic network services at a discounted cost with limited participation in network decision-making.
OLA	A library with a dedicated online connection to the network central site, that offers Internet access to the public and enters current acquisitions into the network database, but which does not circulate on the network and does not have its own vote.
Dial-up MLIN-1	A library with access to the Internet supported with state funds.
SLIN Internet Only	A library that obtains through a network a full-time on-line connection to the Internet only.
Member Fees Basic Fees	Fees paid by all members to belong to a network and for services common to all.
Member Fees Elective Svcs. (Fees)	Fees paid by members over and above basic membership fees to cover services only individual libraries choose to receive, such as databases or PC support.
MBLC Funds Telecomm.	State funds provided by the Massachusetts Board of Library Commissioners (MBLC) to offset for telecommunications costs.

Column Heading	Definition
MBLC Funds Net Resource Sh.	State funds provided by the MBLC to offset network resource sharing costs.
MBLC Funds Small Libs/Nets	State (or Federal) funds provided by the MBLC to offset the cost of network membership for certain public libraries serving populations of under 10,000.
Other Sources	Any additional sources of income including, but not limited to non-MBLC grants, endowments, gifts, investments, etc.
Tot Op Income	Sum of the network's operating revenues from all its sources.
Erate Received	Actual dollar figure of Erate discounts received during the fiscal year. This figure might not correspond to the total funding commitments that will have been awarded by the Schools and Libraries Division of the USAC for the corresponding program year.
Erate %	The average discount for telecommunications services for member libraries. Includes only libraries for whom discounts are received. The central site is not included in the calculation, unless the central site is located in a member library. The most recent telecommunications funding commitment is used.
Expenditures Staff	Includes salaries and wages before deductions, and benefits for all employees including social security, retirement, medical insurance, life insurance, unemployment insurance and compensation, guaranteed disability income protection, workmen's compensation, tuition, and housing benefits.
Expenditures Admin.Support	Rent and phone, etc.
Expenditures Telecomm.	Amount expended for each of the following telecommunications service types: Dial access, Small Libraries in Networks, Internet Only, Internet Access for central site, Remote-to-Host.
Expenditures ILS H/S Maint	Integrated Library Systems hardware/software maintenance. The cost of ongoing annual maintenance contracts for system server(s) (e.g., database, applications, mail, opac) and integrated library system vendor support contracts). Does not include original purchase/lease price.
Expenditures Tel. H/S Maint	Telecommunications hardware/software maintenance. Includes the cost of maintenance contracts (e.g., routers, switches, DSU's, network monitoring services) but not the original purchase/lease price.
Expenditures Database Lic.	Money paid to vendors for purchase/lease/access for online database licenses for members. For example, Syndetics, OPAC content enhancement services.
Expenditures Biblio.Svcs.	Annual fees paid to NELINET/OCLC.

Column Heading	Definition
Expenditures Total Operating	Sum of the operating expenditures from the network's budget for personnel, telecommunications, maintenance, licensing, annual fees and other operating expenditures.
Network Telecommunication Expenditures	The total reported on the 'Telecommunications Report' for each of the telecommunications service types: Dial access, Small Libraries in Networks, Internet Only Libraries, Internet Access for the central site, Remote-to-Host. (After Erate discounts).
Capital expenditures	Funds used for acquisition of or addition to fixed assets such as building sites, new buildings, additions, new equipment, initial book stock, furnishings for new or expanded buildings, and new vehicles. Does not include replacement or repair of existing furnishings, equipment, regular purchase of library materials, and investments for capital appreciation. Does not include LSTA capital grants.
Bibliographic Database Number of Titles	Individual bibliographic records in the network's database regardless of the format of the item. Excludes authority control records and community I&R records.
Bibliographic Database Number of Items	The number of item or holdings records, regardless of format. Records that reflect periodical holdings are included
Electronically Facilitated ILL's Network Transfers	Loan of materials on request between member libraries in a single network. Includes materials loaned to dial access or online affiliate libraries if the request is made through a hold, E-mail, or equivalent method on the network's system., as well as material loaned by member libraries of the network to libraries in other Massachusetts networks if the request is made through a hold, E-mail or equivalent method on the network's system. Transfers within a municipal public library system (i.e., from branch to branch, branch to main or main to branch) are not included.
Electronically Facilitated ILL's From Virtual Catalog	Loan of materials on request from the MLIN virtual catalog.
Electronically Facilitated ILL's Point-to-Point	Loan of materials on request with the transaction taking place directly between the borrowing and lending libraries with no intermediary and not facilitated by the virtual catalog.
Total Circulation	Total annual circulation during FY2006.
Training Lab (Y/N)	Is there a facility outfitted with computer workstations that access the network system and the Internet and are used to train network member library staff, Y/N.
# Stations in Lab	The number of computer workstations in the lab.
Meeting Room (Y/N)	Is there a general purpose meeting room, Y/N.
# Seats in Mtg. Room	Number of persons the meeting room can accommodate.

Column Heading	Definition
Number of Staff	Number of paid staff in all positions (headcount).
Staff hours worked per week by all staff	Total number of hours worked in a typical week by all paid staff.
FTE (35 hrs/wk)	Full-Time equivalency This is computed by totaling the hours worked in a typical week by all paid staff and dividing by 35.
Wireless Acc Support Lib PC's	Indicates whether the network supported wireless access in member libraries for PC's provided by the library.
Wireless Acc Support Patron's PC's	Indicates whether the network supported wireless access in member libraries for PC's provided by library patrons.
Information & Referral Databases	Indicates whether the network hosted a community information and referral database for its members.
Digital Archiving Services	Indicates whether the network provided and supported a software application dedicated to digital materials, (image collections, audio files, binary files) such as SIRSI Hyperion or dynix "Digital Library."
Lib Home Page Hosting	Indicates whether the network provided hosted web sites for member libraries. Does not include templated pages with information on each library (such as hours, phone number). Includes home pages the network allowed the library to maintain content and/or customize the information on a regular basis.
Centralized PC Mgmt.	Indicates whether the network used systems management server software or similar applications to monitor or inventory connected workstations in member libraries and/or distribute new versions of client software applications to member libraries.
On-site PC support	Indicates whether the network sent out staff or contractual personnel to support connected PC's in member libraries.
On-site Advising/Consulting	Indicates whether the network sent out staff or contractual personnel to provide advisory or consulting services in the member library.
Database Licenses Part of membership (Y/N)	Indicates whether the network licensed databases as part of the basic membership fee.
Database Licenses For subgroups or individuals (Y/N)	Indicates whether the network licensed some databases only for groups of members or individual libraries for an added fee.
Database Licenses # of Databases	The number of databases licensed with in-library access.

Column Heading	Definition
Database Licenses # Remote Access Databases	The number of databases licensed with remote access.
Database Licenses # In Lib & Remote Access Databases	The number of databases licensed with in library and remote access.
Continuing Education # Sessions	Number of sessions held.
Continuing Education # Attendees	Number of people attending the continuing education sessions.
Links from: OPAC to ebooks	Indicates whether the network OPAC had ebook MARC records loaded in its OPAC with hyperlinks to the specific eBook (e.g., via MARC 856 field).
Links from: OPAC to Online Journals	Links from OPAC to online journals and databases with fulltext Indicates whether the network had links from serials OPAC records to online periodical content such as Infotrac.
Links from: Online databases to OPAC	Indicates whether the network had links from online periodical content in separately subscribed online journals or fulltext database to its OPAC.
Time & Print Management (Y/N)	Indicates whether the network provides time or print management for member libraries.
Authentication (Y/N)	Indicates whether the network provides authentication for members.
Cataloging (Y/N)	Indicates whether the network provides cataloging for member libraries.
Customized Reports (Y/N)	Indicates whether the network provides customized reports for member libraries.

List of Network Members as of June 30, 2006

Network	Member Name	Type	Network	Member Name	Type
C/WMARS	Atlantic Union College	Full	C/WMARS	Buckland Public Library	Mini-net
C/WMARS	Quinsigamond Community College, Worcester	Full	C/WMARS	Bushnell-Sage Memorial Library, Sheffield	Mini-net
C/WMARS	Shelburne Arms Library	Internet	C/WMARS	Carnegie Public Library, Montague	Mini-net
C/WMARS	Wales Public Library	On-line aff	C/WMARS	Chester C. Corbin Public Library, Webster	Full
C/WMARS	West Stockbridge Library	Internet	C/WMARS	Chicopee Public Library	Full
C/WMARS	Adams Free Library	On-line aff	C/WMARS	Clapp Memorial Library, Belchertown	Full
C/WMARS	Agawam Public Library	Full	C/WMARS	Clarksburg Town Library	Mini-net
C/WMARS	Elms College, Alumnae Library, Chicopee	Full	C/WMARS	Conant Public Library, Sterling	Mini-net
C/WMARS	Ashby Free Public Library	On-line aff	C/WMARS	Cushman Library, Bernardston	Mini-net
C/WMARS	Athol Public Library	On-line aff	C/WMARS	David and Joyce Milne Public Library, Williamstown	Mini-net
C/WMARS	Auburn Public Library	Full	C/WMARS	Dickinson Memorial Library, Northfield	Mini-net
C/WMARS	Ayer Public Library	Full	C/WMARS	East Brookfield Public Library	On-line aff
C/WMARS	Bancroft Memorial Library, Hopedale	Mini-net	C/WMARS	East Longmeadow Public Library	Full
C/WMARS	Beals Memorial Library , Winchendon	Mini-net	C/WMARS	Edwards Public Library, Southampton	Mini-net
C/WMARS	Beaman Memorial Public Library, West Boylston	On-line aff	C/WMARS	Egremont Free Library	Internet
C/WMARS	Becket Athenaeum	Internet	C/WMARS	Emily Williston Mem. Library and Museum , Easthampton	Full
C/WMARS	Bellingham Public Library	Full	C/WMARS	Erving Public Library	On-line aff
C/WMARS	Berkshire Athenaeum, Pittsfield	Full	C/WMARS	Massachusetts College of Liberal Arts, Eugene L. Freel	Full
C/WMARS	Berlin Public Library	Mini-net	C/WMARS	Fitchburg Public Library	Full
C/WMARS	Bigelow Free Public Library, Clinton	On-line aff	C/WMARS	Florida Free Library	On-line aff
C/WMARS	Blackstone Public Library	Full	C/WMARS	Fobes Memorial Library, Oakham	On-line aff
C/WMARS	Bolton Public Library	Mini-net	C/WMARS	Forbes Library, Northampton	Full
C/WMARS	Boylston Public Library	On-line aff	C/WMARS	Forbush Memorial Library, Westminster	Mini-net
C/WMARS	Boynton Public Library, Templeton	On-line aff			

List of Network Members as of June 30, 2006

Network	Member Name	Type	Network	Member Name	Type
C/WMARS	Frederick Sargeant Huntington Library, Worthington	Internet	C/WMARS	Hubbardston Public Library	Mini-net
C/WMARS	Gale Free Library, Holden	Full	C/WMARS	Hudson Public Library	Full
C/WMARS	George Fingold Library, State Library of Massachusetts	Full	C/WMARS	Jacob Edwards Library, Southbridge	Full
C/WMARS	Gilbertville Public Library, Hardwick	Internet	C/WMARS	Berkshire Community College, Jonathan Edwards Library, Pittsfield	Full
C/WMARS	Goodwin Memorial Library, Hadley	Mini-net	C/WMARS	Jones Library Inc, Amherst	Full
C/WMARS	Goshen Free Public Library	Internet	C/WMARS	Joshua Hyde Public Library, Sturbridge	Mini-net
C/WMARS	Grafton Public Library	Full	C/WMARS	Lawrence Library, Pepperell	Full
C/WMARS	Granby Free Public Library	Mini-net	C/WMARS	Lee Library Association	Mini-net
C/WMARS	Granville Public Library	On-line aff	C/WMARS	Leicester Public Library	On-line aff
C/WMARS	Graves Memorial Library, Sunderland	Mini-net	C/WMARS	Lenox Library Association	Full
C/WMARS	Greenfield Public Library	Full	C/WMARS	Leominster Public Library	Full
C/WMARS	Griswold Memorial Library, Colrain	Mini-net	C/WMARS	Leverett Library	Mini-net
C/WMARS	Groton Public Library	On-line aff	C/WMARS	Levi Heywood Memorial Library, Gardner	Full
C/WMARS	Harvard Public Library	Full	C/WMARS	Frontier Regional School, South Deerfield	Mini-net
C/WMARS	Haston Free Public Library, North Brookfield	Mini-net	C/WMARS	Mount Wachusett Community College Library, Gardner	Full
C/WMARS	Hatfield Public Library	On-line aff	C/WMARS	Pathfinder Regional Vocational Technical High School , Palmer	On-line aff
C/WMARS	Hazen Memorial Library, Shirley	Mini-net	C/WMARS	Springfield Technical Community College Library	Full
C/WMARS	Central Massachusetts Regional Library System	Full	C/WMARS	Holyoke Community College Library/Donahue Building	Full
C/WMARS	Western Massachusetts Regional Library System	Full	C/WMARS	Greenfield Community College Library/Learning Res Ctr.	Full
C/WMARS	Heath Free Public Library	Internet	C/WMARS	M.N. Spear Memorial Library, Shutesbury	On-line aff
C/WMARS	Holland Public Library	On-line aff	C/WMARS	Marlborough Public Library	Full
C/WMARS	Holyoke Public Library	Full	C/WMARS	Mason Library, Great Barrington	On-line aff
C/WMARS	Hopkinton Public Library	Full			
C/WMARS	Hubbard Memorial Library, Ludlow	Full			

List of Network Members as of June 30, 2006

Network	Member Name	Type	Network	Member Name	Type
C/WMARS	Meekins Public Library, Williamsburg	Mini-net	C/WMARS	Rutland Free Public Library	On-line aff
C/WMARS	Merriam-Gilbert Public Library, West Brookfield	Mini-net	C/WMARS	Sargent Memorial Library, Boxborough	Mini-net
C/WMARS	Merrick Public Library, Brookfield	On-line aff	C/WMARS	American International College, Shea Memorial Library, Paxton	Full
C/WMARS	Milford Town Library	Full	C/WMARS	Shelburne Free Public Library	Mini-net
C/WMARS	Millbury Public Library	Full	C/WMARS	Shrewsbury Public Library	Full
C/WMARS	Millville Free Public Library	Mini-net	C/WMARS	South Hadley Public Library	Full
C/WMARS	Anna Maria College, Mondor-Eagen Library, Paxton	Full	C/WMARS	Southborough Library	Mini-net
C/WMARS	Monson Free Library and Reading Room Association	Mini-net	C/WMARS	Southwick Public Library	On-line aff
C/WMARS	New Salem Public Library	On-line aff	C/WMARS	Springfield Library	Full
C/WMARS	North Adams Public Library	Full	C/WMARS	Stockbridge Library Association	On-line aff
C/WMARS	Northborough Free Library	Full	C/WMARS	Sutton Free Public Library	Mini-net
C/WMARS	Oxford Free Public Library	Full	C/WMARS	Taft Public Library, Mendon	Mini-net
C/WMARS	Palmer Public Library	Full	C/WMARS	Thayer Memorial Library, Lancaster	Mini-net
C/WMARS	Pearle L. Crawford Memorial Library , Dudley	Mini-net	C/WMARS	Townsend Public Library	Mini-net
C/WMARS	Peru Library	Internet	C/WMARS	Upton Town Library	Mini-net
C/WMARS	Petersham Memorial Library	Mini-net	C/WMARS	Uxbridge Free Public Library	Full
C/WMARS	Princeton Public Library	Mini-net	C/WMARS	Warren Public Library	On-line aff
C/WMARS	Cooley Dickinson Hospital, Richard H. Dolloff Medical Library, Northampton	On-line aff	C/WMARS	Warwick Free Public Library	On-line aff
C/WMARS	Richard Salter Storrs Library Longmeadow	Full	C/WMARS	Wendell Free Library	On-line aff
C/WMARS	Richard Sugden Public Library, Spencer	On-line aff	C/WMARS	West Springfield Public Library	Full
C/WMARS	Richards Memorial Library, Paxton	On-line aff	C/WMARS	Westborough Public Library	Full
C/WMARS	Richmond Free Public Library	Mini-net	C/WMARS	Westfield Athenaeum	Full
C/WMARS	Ritter Memorial Library, Lunenburg	Mini-net	C/WMARS	Westhampton Memorial Library	Mini-net
			C/WMARS	Wheeler Memorial Library, Orange	Mini-net

List of Network Members as of June 30, 2006

Network	Member Name	Type	Network	Member Name	Type
C/WMARS	Whitinsville Social Library, Northbridge	On-line aff	CLAMS	Truro Public Library	Full
C/WMARS	Wilbraham Public Library	Full	CLAMS	Vineyard Haven Public Library, Tisbury	Full
C/WMARS	Woods Memorial Library, Barre	On-line aff	CLAMS	Wellfleet Public Library	Full
C/WMARS	Worcester Public Library	Full	CLAMS	Whelden Memorial Library, Barnstable	Full
C/WMARS	Young Men's Library Association, Ware	Mini-net	CLAMS	Cape Cod Community College, Wilkins Library	Full
CLAMS	Brewster Ladies' Library Association	Full	CLAMS	Yarmouth Town Libraries	Full
CLAMS	Brooks Free Library, Harwich	Full	FLO	Wentworth Institute of Technology, Alumni Library	Full
CLAMS	Centerville Public Library, Barnstable	Full	FLO	Emmanuel College, Cardinal Cushing Library	Full
CLAMS	Cotuit Library, Barnstable	Full	FLO	New England Conservatory of Music, H. Spaulding Library	Full
CLAMS	Dennis Public Library	Full	FLO	Emerson College Library	Full
CLAMS	Eastham Public Library	Full	FLO	Wheelock College Library	Full
CLAMS	Edgartown Free Public Library	Full	FLO	Lesley University, Ludcke Library	Full
CLAMS	Eldredge Public Library, Chatham	Full	FLO	Massachusetts College of Art, Morton R. Godine Library	Full
CLAMS	Falmouth Public Library	Full	FLO	Massachusetts College of Pharmacy and Health Sciences	Full
CLAMS	Hyannis Public Library Association, Barnstable	Full	FLO	Museum of Fine Arts, William Morris Hunt Memorial Lib.	Full
CLAMS	Jonathan Bourne Public Library, Bourne	Full	MBLN	Fisher College Library	Full
CLAMS	Marstons Mills Public Library, Barnstable	Full	MBLN	Pearson Prentice Hall Library	Full
CLAMS	Mashpee Public Library	Full	MBLN	Boston Public Library	Full
CLAMS	Nantucket Atheneum	Full	MBLN	Chelsea Public Library	Full
CLAMS	Oak Bluffs Public Library	Full	MBLN	Boston Public Schools	Full
CLAMS	Osterville Free Library, Barnstable	Full	MBLN	Newman School Library	Full
CLAMS	Provincetown Public Library	Full	MBLN	Roxbury Community College Library	Full
CLAMS	Snow Library, Orleans	Full			
CLAMS	Sturgis Library, Barnstable	Full			

List of Network Members as of June 30, 2006

Network	Member Name	Type	Network	Member Name	Type
MBLN	State Transportation Library	Full	MLN	Medford Public Library	Full
MBLN	Malden Public Library	Full	MLN	Medway Public Library System	Full
MLN	Acton Memorial Library	Full	MLN	Millis Public Library	Full
MLN	Ashland Public Library	Full	MLN	Morrill Memorial Library, Norwood	Full
MLN	Bedford Free Public Library	Full	MLN	Morse Institute Library, Natick	Full
MLN	Belmont Public Library	Full	MLN	Needham Free Public Library	Full
MLN	Lasell College, Brennan Library	Full	MLN	Newton Free Library	Full
MLN	Brookline Public Library	Full	MLN	Massachusetts Bay Community College, Perkins Library	Full
MLN	Cambridge Public Library	Full	MLN	Randall Library, Stow	Full
MLN	Cary Memorial Library, Lexington	Full	MLN	Robbins Library, Arlington	Full
MLN	Mt. Ida College Libraries	Full	MLN	Somerville Public Library	Full
MLN	Concord Free Public Library	Full	MLN	Waltham Public Library	Full
MLN	Dedham Public Library	Full	MLN	Watertown Free Public Library	Full
MLN	Dover Town Library	Full	MLN	Wayland Free Public Library	Full
MLN	Dean College, E. Ross Anderson Library	Full	MLN	Wellesley Free Library	Full
MLN	Framingham Public Library	Full	MLN	Weston Public Library	Full
MLN	Franklin Public Library	Full	MLN	Westwood Public Library	Full
MLN	Goodnow Public Library, Sudbury	Full	MLN	Winchester Public Library	Full
MLN	Framingham State College, Henry Whittmore Library	Full	MLN	Woburn Public Library	Full
MLN	Holliston Public Library	Full	MVLC	Amesbury Public Library	Full
MLN	Newbury College Library	Full	MVLC	Billerica Public Library	Full
MLN	Lincoln Public Library	Full	MVLC	Boxford Town Library	Full
MLN	Maynard Public Library	Full	MVLC	Burlington Public Library	Full
MLN	Medfield Memorial Library	Full	MVLC	Chelmsford Public Library	Full

List of Network Members as of June 30, 2006

Network	Member Name	Type	Network	Member Name	Type
MVLC	Dunstable Free Public Library	Full	MVLC	Stevens Memorial Library, North Andover	Full
MVLC	Flint Memorial Library, North Reading	Full	MVLC	T.O.H.P. Burnham Free Library, Essex	Full
MVLC	Flint Public Library, Middleton	Full	MVLC	Tewksbury Public Library	Full
MVLC	G. A. R. Memorial Library, West Newbury	Full	MVLC	Topsfield Town Library	Full
MVLC	Gleason Public Library, Carlisle	Full	MVLC	Tyngsborough Public Library	Full
MVLC	Hamilton-Wenham Public Library	Full	MVLC	Wilmington Memorial Library	Full
MVLC	Haverhill Public Library	Full	NOBLE	Abbot Public Library, Marblehead	Full
MVLC	Ipswich Public Library	Full	NOBLE	Northern Essex Community College, Libraries	Full
MVLC	J. V. Fletcher Library, Westford	Full	NOBLE	Beverly Public Library	Full
MVLC	Langley Adams Library, Groveland	Full	NOBLE	Endicott College, Dianne M. Halle Library	Full
MVLC	Lawrence Public Library	Full	NOBLE	Gloucester Lyceum & Sawyer Free Library	Full
MVLC	Manchester-By-The-Sea Public Library	Full	NOBLE	Gordon College, Jenks Learning Resource Center	Full
MVLC	Memorial Hall Library, Andover	Full	NOBLE	North Shore Community College Learning Resource Ctr.	Full
MVLC	Merrimac Public Library	Full	NOBLE	Bunker Hill Community College Library	Full
MVLC	Moses Greeley Parker Memorial Library, Dracut	Full	NOBLE	Massachusetts Board of Library Commissioners	On-Line aff
MVLC	Nevins Memorial Library, Methuen	Full	NOBLE	Middlesex Community College Libraries	Full
MVLC	Newbury Town Library	Full	NOBLE	Salem State College Library	Full
MVLC	Newburyport Public Library	Full	NOBLE	Lucius Beebe Memorial Library, Wakefield	Full
MVLC	Peabody Library, Georgetown	Full	NOBLE	Lynn Public Library	Full
MVLC	Reuben Hoar Library, Littleton	Full	NOBLE	Lynnfield Public Library	Full
MVLC	Rockport Public Library	Full	NOBLE	Merrimack College, McQuade Library	Full
MVLC	Rowley Free Public Library	Dial-Up	NOBLE	Melrose Public Library	Full
MVLC	Salisbury Public Library	Full	NOBLE	Phillips Academy	Full
MVLC	Samuel S. Pollard Memorial Library, Lowell	Full			

List of Network Members as of June 30, 2006

Network	Member Name	Type	Network	Member Name	Type
NOBLE	Parlin Memorial Library, Everett	Full	OCLN	Norwell Public Library	Full
NOBLE	Montserrat College of Art, Paul M. Scott Library	Full	OCLN	Paul Pratt Memorial Library, Cohasset	Full
NOBLE	Peabody Institute Library	Full	OCLN	Plymouth Public Library	Full
NOBLE	Peabody Institute Library, Danvers	Full	OCLN	Rockland Memorial Library	Full
NOBLE	Reading Public Library	Full	OCLN	Sandwich Public Library	Full
NOBLE	Revere Public Library	Full	OCLN	Scituate Town Library	Full
NOBLE	Salem Public Library	Full	OCLN	Sharon Public Library	Full
NOBLE	Saugus Public Library	Full	OCLN	Stoughton Public Library	Full
NOBLE	Stoneham Public Library	Full	OCLN	Thayer Public Library, Braintree	Full
NOBLE	Swampscott Public Library	Full	OCLN	Thomas Crane Public Library, Quincy	Full
NOBLE	Winthrop Public Library	Full	OCLN	Tufts Library, Weymouth	Full
OCLN	Abington Public Library	Full	OCLN	Turner Free Library, Randolph	Full
OCLN	Avon Public Library	Full	OCLN	Ventress Memorial Library, Marshfield	Full
OCLN	Brockton Public Library System	Full	OCLN	Walpole Public Library	Full
OCLN	Canton Public Library	Full	OCLN	Whitman Public Library	Full
OCLN	Duxbury Free Library	Full	SAILS	Ames Free Library of Easton, Inc., Easton	Full
OCLN	Hingham Public Library	Full	SAILS	Attleboro Public Library	Full
OCLN	Holbrook Public Library	Full	SAILS	Berkley Public Library	Full
OCLN	Hull Public Library	Full	SAILS	Blanding Free Public Library, Rehoboth	Full
OCLN	John Curtis Free Library, Hanover	Full	SAILS	Boyden Library, Foxborough	Full
OCLN	Kingston Public Library	Full	SAILS	Bridgewater Public Library	Full
OCLN	Massasoit Community College Library	Full	SAILS	Massachusetts Maritime Academy, Hurley Library	Full
OCLN	Milton Public Library	Full	SAILS	Carver Public Library	Full
OCLN	Eastern Nazarene College, Nease Library	Full	SAILS	Dartmouth Public Libraries	Full

List of Network Members as of June 30, 2006

Network	Member Name	Type	Network	Member Name	Type
---------	-------------	------	---------	-------------	------

SAILS	Dighton Public Library	Full
SAILS	East Bridgewater Public Library	Full
SAILS	Elizabeth Taber Memorial Library, Marion	Full
SAILS	Fall River Public Library	Full
SAILS	Fiske Public Library, Wrentham	Full
SAILS	Freetown Public Libraries	Full
SAILS	Taunton High School	Full
SAILS	Hanson Public Library	Full
SAILS	Southeastern Massachusetts Library System	Full
SAILS	Holmes Public Library, Halifax	Full
SAILS	Joseph H. Plumb Memorial Library, Rochester	Full
SAILS	Lakeville Free Public Library	Full
SAILS	Bristol Community College Learning Resources Center	Full
SAILS	East Bridgewater School Department	Full
SAILS	Fall River School Department	Full
SAILS	Foxborough School Department	Full
SAILS	New Bedford School Department	Full
SAILS	Norfolk School Department	Full
SAILS	Plainville School Department	Full
SAILS	Seekonk School Department	Full
SAILS	Wrentham Public Schools	Full
SAILS	Attleboro High School	Full
SAILS	Mansfield Public Library	Full
SAILS	Mattapoissett Public Library	Full

SAILS	Middleborough Public Library	Full
SAILS	Millicent Library, Fairhaven	Full
SAILS	New Bedford Free Public Library	Full
SAILS	Norfolk Public Library	Full
SAILS	Norton Public Library	Full
SAILS	Pembroke Public Library	Full
SAILS	Plainville Public Library	Full
SAILS	Plympton Public Library	Full
SAILS	Raynham Public Library	Full
SAILS	Richards Memorial Library, North Attleborough	Full
SAILS	Russell Memorial Library, Acushnet	Full
SAILS	Seekonk Public Library	Full
SAILS	Somerset Public Library	Full
SAILS	Swansea Free Public Library	Full
SAILS	Taunton Public Library	Full
SAILS	Wareham Free Library	Full
SAILS	West Bridgewater Public Library	Full
SAILS	Westport Free Public Library	Full

Massachusetts Public Library Data Reports:

Children's Services, xxxx Data (available in February)

Selected statistics related to children's services including staffing, programming, holdings and circulation.

Circulation and Holdings Report, FYxxxx (available in January)

Various public library circulation and holdings raw data. Also includes circulation per FTE, per hour open and per capita and holdings per capita data.

Education & Staffing Report, 7-1-xxxx (available in January)

Public library staffing levels and distribution of the staff's highest educational level. Staffing level data includes: total full-time equivalencies (FTE), number full time and part time, and FTE for MLS, librarian, children's librarian and non-custodian positions as well as total hours open per non-custodian FTE. Director's education level and length of work week are displayed.

Electronic Services, FYxxxx Data (available in May)

Selected statistics related to electronic services including: web page hits, uses of electronic resources, electronic subscriptions and materials in electronic format.

Featured Reports, FYxxxx Data (available in the spring)

Reports on changing topics present public library data not displayed in other reports.

Financial Statistics Report, FYxxxx Data (available in February)

Raw and per capita figures for each reporting public library's (including branches) total municipal appropriation, operating income, and salary, materials, other and total operating expenditures. Also included are percent of total operating expenditures spent for salaries, materials and other expenditures.

The FYxxxx Municipal Pie...What's Your Share? (available in March)

Relates the amount expended from the general fund by each city and town on public library service, to the amount expended to operate the entire municipality.

Public Library Outlets, FYxxxx Data (available in May)

Selected statistics relating to public library outlets including: staffing, holdings and circulation.

Rankings Report, xxxx Data (available in March)

Each municipality's rank within its population group and within the entire state based on its library's per capita values for certain income and expenditure data. For services, the indicators are: FTE per 10,000 population, MLS FTE per 10,000, hours open per week, direct and total circulation per capita and holdings per capita.

Salaries Report, 7-1-xxxx (available in January)

Hourly minimum and maximum salaries for up to 17 public library position classifications from Library Director to Custodian. Annual salary for the Library Director is also displayed.

Services Report, FYxxxx (available in January)

Services data includes number of terminals with Internet, average weekly visits, reference questions and hours open. Counts are provided for weekend days open, branches, adult and children's programs and attendance. Average hours open on weekends is also shown.

Summary Tables and Graphs, xxxx Data (available in March)

Statewide, population group and regional totals of various incomes, expenditures, holdings, circulation, services and staffing data. Subject index provided.

Massachusetts Academic Library Data, Fall xxxx, Selected Statistics (available biennially)

Massachusetts Automated Resource Sharing Networks Report, FYxxxx (available in the winter)

Massachusetts School Library Media Center Report, Fall xxxx (available in May)

Massachusetts Special Library Statistics Report, FYxxxx Data (available in November)

The reports are available in PDF format and the related spreadsheet and database files are available for downloading from the Board's web site (<http://mblc.state.ma.us/advisory/statistics/index.php>)