

Commonwealth of Massachusetts Board of Library Commissioners

98 North Washington Street • Boston, Massachusetts 02114
617 725-1860 • 800 952-7403 (in-state only) • FAX 617 725-0140

MASSACHUSETTS LIBRARY DATA

Automated Resource Sharing Networks Report

FY2010 (July 1, 2009 - June 30, 2010)

Distributed: January, 2012

George T. Comeau, Esq., Chairman
Katherine K. Dibble, Vice Chairman
Francis R. Murphy, Secretary

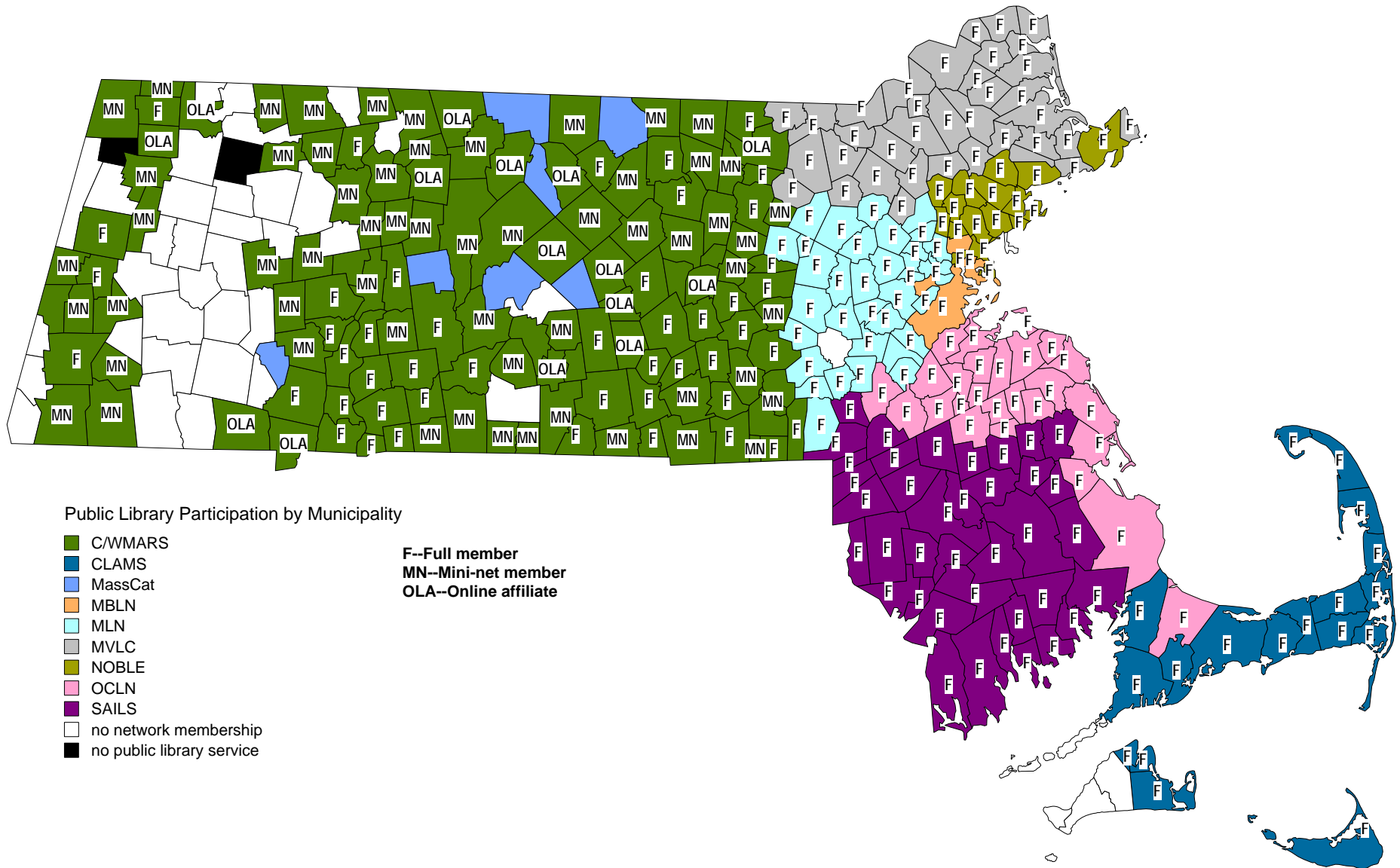
Carol Caro
Vicki L. Kaufman
Dr. Em Claire Knowles
Mary Rose Quinn
Gregory J. Shesko
Alice M. Welch
Irving H. Zangwill

Massachusetts Board of Library Commissioners

Prepared with LSTA funds

Preparation of this report was supported in part by the U.S. Institute of Museum and Library Services. However, the opinions expressed herein do not necessarily reflect the position or policy of that agency, and no official endorsement by that agency should be inferred.

Massachusetts Board of Library Commissioners Public Library Participation in Automated Resource Sharing Networks



status as of June 30, 2010

Introduction

The **Automated Resource Sharing Networks Report, FY2010** displays data submitted by nine automated resource sharing networks serving libraries in Massachusetts.

With this report we present data about the automated resource sharing networks in one consistent format. Please note that some of the data reflects activity during fiscal year 2010 (July 1, 2009-June 30, 2010) while other data is reported as a snapshot as of June 30, 2010. Snapshot data may well have changed by the time you read this report.

Going forward we will assess the usefulness of the data presented here and consider adding or deleting data elements based on feedback from the networks, the Board, and the library community.

We welcome your comments.

Paul Kissman, Library Information Systems Specialist
Rachel Masse, Administrative Coordinator

Robert C. Maier, Director
Massachusetts Board of Library Commissioners
98 North Washington Street, Suite 401, Boston, MA 02114
1-800-952-7403 or 617-725-1860; FAX 617-725-0410
www.mass.gov/mblc

Massachusetts Library Data: Automated Resource Sharing Networks Report FY2010 (July 1, 2009 - June 30, 2010)

Distributed: January, 2012

Automated Resource Sharing Networks Report FY2010 (July 1, 2009 - June 30, 2010)

Table of Contents

Network Address List.....	1
Network Membership.....	2
Total Operating Income.....	3
Erate Income.....	4
Total Operating Expenditures.....	5
Network Telecommunication Expenditures	6
Capital Expenditures	7
Resource Sharing Information.....	8
Staffing	9
Member Services Provided.....	10-11
Appendix A - Charts and Tables	
A-1, Network Membership by Type as of June 30, 2010	12
A-2, FY2010 Network Operating Income by Source.....	13
A-3, Network Operating Income by Source, FY2006- FY2010	14
A-4, FY2010 Network Operating Expenditures by Type	15
A-5, Network Operating Expenditures by Type, FY2006 - FY2010.....	16
A-6, Total Interlibrary Loans via Networks, FY2006-2010	17
A-7, Staffing-FY2006 - FY2010	18
A-8, Capital Expenditures-FY2006 - FY2010	19
Appendix B - Definitions for Networks Data.....	20
Appendix C - List of Network Members	24

Network Address List FY2010

Cape Libraries Automated Materials Sharing, Inc.
 Gayle Simundza, Administrator
 270 Communication Way
 Unit 4E/4F
 Hyannis, MA 02601
 President: Elaine McIlroy, Wellfleet Public Library
 Vendor Info: Innovative Interfaces, Millennium 2007 1.2
 Phone: (508) 790-4399 Fax: (508) 771-4533

C/W Mars, Inc.
 Joan Kuklinski
 67 Millbrook Street, Suite 201
 Worcester, MA 01606
 President: Nancy Contois, Chicopee Public Library
 Vendor Info: Innovative Interfaces, Millennium R.2007
 Phone: (508) 755-3323 Fax: (508) 755-3721

Fenway Libraries Online
 Walter Stine, Executive Director
 c/o Wentworth Institute of Technology
 550 Huntington Avenue
 Boston, MA 02115
 President: Jean Morrow, New England Conservatory
 Vendor Info: Ex Libris, Voyager 7.0.1
 Phone: (617) 442-2384 Fax: (617) 442-1519

Merrimack Valley Library Consortium, Inc.
 Larry Rungren, Executive Director
 1600 Osgood Street, Suite 20-2-94
 North Andover, MA 01845
 President: Angela Mollet, Gleason Public Library, Carlisle
 Vendor Info: SirsiDynix, Horizon 7.4.2
 Phone: (978) 557-1050 Fax: (978) 5578101

Metro-Boston Library Network
 Clayton Cheever
 Boston Public Library
 700 Boylston Street
 Boston, MA 02217
 President: Not Applicable
 Vendor Info: SirsiDynix, Horizon 7.3.4
 Phone: (617) 859-2385 Fax: (617) 536-2853

Minuteman Library Network
 Susan McAlister
 10 Strathmore Road
 Natick, MA 01760
 President: Nancy Milnor, Somerville Public Library
 Vendor Info: Innovative Interfaces, Millennium 2009A 1.1
 Phone: (508) 655-8008 Fax: (508) 655-1507

North of Boston Library Exchange
 Ron Gagnon, Executive Director
 26 Cherry Hill Drive
 Danvers, MA 01923-2575
 President: Martha Holden, Peabody Institute Library, Peabody
 Vendor Info: Innovative Interfaces, Millennium 2007 1.3
 Phone: (978) 777-8844 Fax: (978) 750-8472

Old Colony Library Network
 David Slater
 220 Forbes Road
 Suite 401
 Braintree, MA 02184
 President: Susan Watkins, Eastern Nazarene College
 Vendor Info: SirsiDynix, Unicorn Symphony 3.3.1
 Phone: (781) 794-2513 Fax: (781) 794-2517

SAILS Library Network
 Deborah Conrad
 547 West Grove Street, #4
 Middleboro, MA 02346
 President: Robin Glasser, Norfolk Public Library
 Vendor Info: SirsiDynix, Symphony 3.3.1
 Phone: (508) 946-8600 Fax: (508) 946-8605

Network Membership as of FY2010

Members / Sites

Network	Public	School	Academic	Special	Total	Full Members	Mininets	OLA/ Associate*	MLIN-I**	SLIN Internet Only**
C/W MARS	132 / 153	2 / 2	11 / 11	3 / 3	148 / 169	64	60	24	4	0
CLAMS	31 / 34	0 / 0	1 / 1	0 / 0	32 / 35	32	0	0	0	0
FLO	0 / 0	0 / 0	9 / 12	1 / 2	10 / 14	10	0	0	0	0
MBLN	3 / 32	2 / 29	2 / 2	1 / 1	8 / 64	8	0	0	0	0
MLN	35 / 53	0 / 0	6 / 7	0 / 0	41 / 60	41	0	0	0	0
MVLC	35 / 38	0 / 0	0 / 0	0 / 0	35 / 38	35	0	0	0	0
NOBLE	17 / 22	1 / 1	8 / 11	0 / 0	26 / 34	28	0	2	0	0
OCLN	26 / 34	0 / 0	2 / 3	0 / 0	28 / 37	28	0	0	0	0
SAILS	38 / 47	10 / 24	2 / 4	0 / 0	50 / 75	50	0	0	0	0
TOTALS	317 / 413	15 / 56	41 / 51	5 / 6	378 / 526	296	60	26	4	0

*C/WMARS "Online Affiliate Only" (OLA) membership and NOBLE "Associate" membership are similar.

**MLIN-I Dial-Up and Small Libraries in Networks Internet Only libraries are not included in network membership total

Total Operating Income for FY2010

Network	Member Fees		MBLC Funds			Total MBLC Funds	Other Sources	Total Operating Income
	Basic Fees	Elective Svcs.	Telecomm*	Net Resource Sharing	Small Libs/Nets [§]			
C/W MARS	\$2,180,453	\$40,601	\$188,786	\$134,856	\$160,944	\$484,586	\$115,000	\$2,820,640
CLAMS	\$663,742	\$48,527	\$40,588	\$42,978	\$0	\$83,566	\$16,212	\$812,047
FLO	\$498,215	\$21,675	\$7,116	\$36,247	\$0	\$43,363	\$60,987	\$624,240
MBLN	\$575,091	\$0	\$86,185	\$109,331	\$0	\$195,516	\$23,267	\$793,874
MLN	\$1,746,797	\$7,950	\$107,776	\$121,529	\$0	\$229,305	\$4,169	\$1,988,221
MVLC	\$1,115,553	\$1,150	\$78,874	\$68,297	\$12,500	\$159,671	\$4,407	\$1,280,781
NOBLE	\$1,088,998	\$278,620	\$98,426	\$68,645	\$0	\$167,071	\$91,058	\$1,625,747
OCLN	\$905,921	\$0	\$96,617	\$67,907	\$0	\$164,524	\$22,176	\$1,092,621
SAILS	\$840,078	\$51,927	\$57,848	\$75,210	\$0	\$133,058	\$53,692	\$1,078,755
TOTALS	\$9,614,848	\$450,450	\$762,216	\$725,000	\$173,444	\$1,660,660	\$390,968	\$12,116,926

*Western Massachusetts Regional Library System received \$12,784 to support telecomm for non-network libraries, for a program total of \$775,000

[§] C/W MARS includes both LSTA and State Small Libraries in Networks funds from Account 7000-9506. Western Massachusetts Regional Library System received \$14,844 from Account 7000-9506 for a total Small Libraries in Networks amount of \$188,288.

Erate Income for FY2010

Network	Erate Received*	Erate Discount %
C/W MARS	\$245,330	40-53%
CLAMS	\$49,797	50%
FLO	#N/A	#N/A
MBLN	\$770,949	89-90%
MLN	\$101,838	40%
MVLC	\$71,444	42%
NOBLE	\$75,678	40-53%
OCLN	\$111,667	48%
SAILS	\$67,631	43%
TOTALS	#N/A	

*As reported on FY2010 Telecommunications Expenditure Report. Total E-Rate funds actually received during the fiscal year may not agree with the E-Rate Funding Commitment for that year.

Total Operating Expenditures for FY2010

Network	Staff	Administrative Support	Telecomm.*	ILS Hardware/ Software Maint.	Telecomm. Hardware/ Software Maint.	Database Licensing	Shared eBook/ Audiobook **	Bibliographic Services	Other Operating	Total Operating
C/W MARS	\$1,162,936	\$198,886	\$425,944	\$390,718	\$43,091	\$213,670	\$24,422	\$203,859	\$29,876	\$2,693,402
CLAMS	\$372,355	\$111,356	\$64,134	\$56,668	\$32,590	\$4,500	\$54,704	\$37,930	\$57,918	\$792,155
FLO	\$291,314	\$95,880	\$12,388	\$71,525	\$6,484	\$0	\$13,837	\$1,971	\$40,880	\$534,279
MBLN	\$247,169	\$67,500	\$165,132	\$85,868	\$526,128	\$0	\$0	\$20,000	\$8,500	\$1,120,297
MLN	\$992,411	\$158,759	\$182,905	\$161,302	\$48,627	\$103,468	\$49,000	\$141,951	\$42,210	\$1,880,633
MVLC	\$668,926	\$122,253	\$138,261	\$80,963	\$65,652	\$57,650	\$10,500	\$73,362	\$4,021	\$1,221,588
NOBLE	\$755,613	\$131,327	\$181,222	\$198,985	\$58,820	\$93,241	\$5,242	\$53,437	\$38,927	\$1,516,814
OCLN	\$446,289	\$109,698	\$171,666	\$74,269	\$21,318	\$45,735	\$19,531	\$52,963	\$9,108	\$950,577
SAILS	\$475,901	\$115,670	\$111,199	\$127,489	\$14,660	\$31,570	\$51,480	\$58,531	\$35,177	\$1,021,677
TOTAL	\$5,412,914	\$1,111,329	\$1,452,851	\$1,247,787	\$817,370	\$549,834	\$228,716	\$644,004	\$266,617	\$11,731,422

*Expenditures after E-Rate discounts applied.

**Unable to separate eBook & Audiobook expenditures for FY2010. FLO is eBook only.

Network Telecommunication Expenditures for FY2010*

Network	MLIN I	Small Libraries "Internet Only"	Shared Internet Access	Remote-to-Host	Total Telecommunication Expenditures
C/W MARS	\$1,360	\$603	\$10,800	\$413,181	\$425,944
CLAMS	\$0	\$0	\$7,660	\$56,474	\$64,134
FLO	\$0	\$0	\$12,388	\$0	\$12,388
MBLN	\$0	\$0	\$42,800	\$122,332	\$165,132
MLN	\$0	\$0	\$30,846	\$152,059	\$182,905
MVLC	\$0	\$0	\$39,600	\$98,661	\$138,261
NOBLE	\$0	\$0	\$43,451	\$137,771	\$181,222
OCLN	\$0	\$0	\$29,239	\$142,427	\$171,666
SAILS	\$0	\$0	\$13,645	\$97,554	\$111,199
TOTALS	\$1,360	\$603	\$230,429	\$1,220,459	\$1,452,851

*Expenditures after E-Rate discounts applied.

Capital Expenditures for FY2010

Network	Capital Expenditures
C/W MARS	\$97,472
CLAMS	\$19,496
FLO	\$28,483
MBLN	\$0
MLN	\$10,241
MVLC	\$16,733
NOBLE	\$0
OCLN	\$0
SAILS	\$35,973
TOTAL	\$208,398

Resource Sharing Information as of June 30, 2010

Network	Bibliographic Database		Electronically Facilitated ILLs				Total Circulation
	Number of Titles	Number of Items	Network Transfers	From Virtual Catalog	Point-to-Point	Total ILLs	
C/W MARS	1,943,134	8,668,532	1,358,294	12,968	0	1,371,262	12,923,063
CLAMS	498,272	1,522,751	505,878	5,981	595	512,454	3,530,597
FLO	850,659	1,061,433	4,438	2,730	0	7,168	292,371
MBLN	3,024,837	5,658,411	86,281	8,492	0	94,773	3,647,001
MLN	1,476,211	6,660,376	1,869,343	22,078	2,242	1,893,663	16,695,584
MVLC	919,644	3,304,492	785,896	6,299	5,101	797,296	6,549,714
NOBLE	1,490,896	3,721,730	378,841	11,299	1,517	391,657	3,959,341
OCLN	853,619	3,027,293	824,005	8,931	63	832,999	5,800,000
SAILS	1,095,203	3,683,445	707,353	6,302	252	713,907	4,715,631
TOTALS	12,152,475	37,308,463	6,520,329	85,080	9,770	6,615,179	58,113,302

Staffing as of June 30, 2010

Network	Number of Staff	Hours Worked Per Week by all Staff	FTE (35 hrs/wk)
C/W MARS	20	694.5	19.8
CLAMS	8	244	6.9
FLO	5	145	4.1
MBLN	5	87.5	2.5
MLN	15	517.5	14.78
MVLC	9	330	9.4
NOBLE	11	320.1	9.1
OCLN	6	225	6.4
SAILS	7	245	7
TOTALS	86	2,809	79.98

Member Services Provided as of June 30, 2010

Number of Participating Libraries

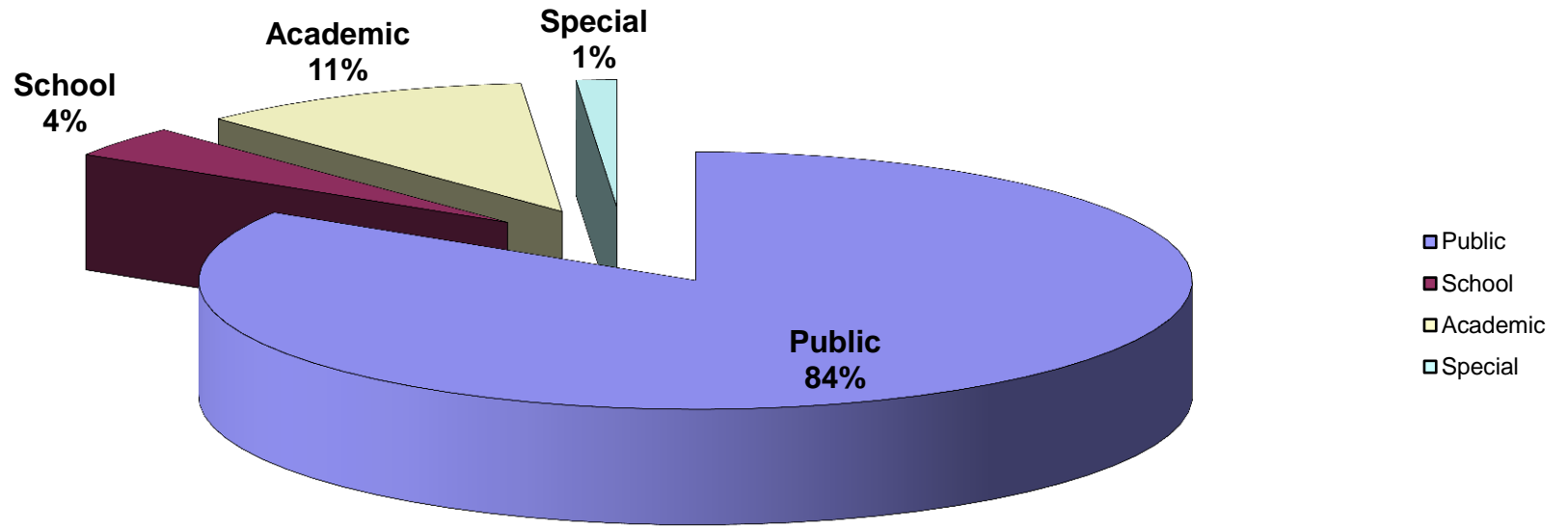
Continuing Education

Network	Wireless Access Support		Information & Referral Databases	Digital Archiving Services	Library Home Page Hosting	Centralized PC Mgmt.	On-site PC support	On-site Advising/ Consulting	# of Sessions	# of Attendees	Time & Print Mgmt.
	Library PC's	PC's									
C/W MARS	50	YES	NO	30	NO	ALL	ALL	YES ALL	61	703	YES
CLAMS	NO	NO	NO	NO	NO	NO	NO	YES	19	129	NO
FLO	NO	NO	NO	3	NO	NO	NO	NO	0	0	NO
MBLN	3	3	NO	YES	NO	NO	NO	YES	0	0	NO
MLN	NO	NO	36	NO	NO	NO	ALL	YES	16	181	NO
MVLC	3	3	20	NO	12	NO	14	YES	37	229	NO
NOBLE	12	12	NO	20	18	NO	15	YES	25	489	YES
OCLN	NO	NO	YES	NO	NO	NO	NO	YES	10	60	YES
SAILS	NO	NO	NO	8	40	NO	32	YES	23	103	YES
Total Number of Libraries Participating	68	18	56	61	70		61		191	1,894	

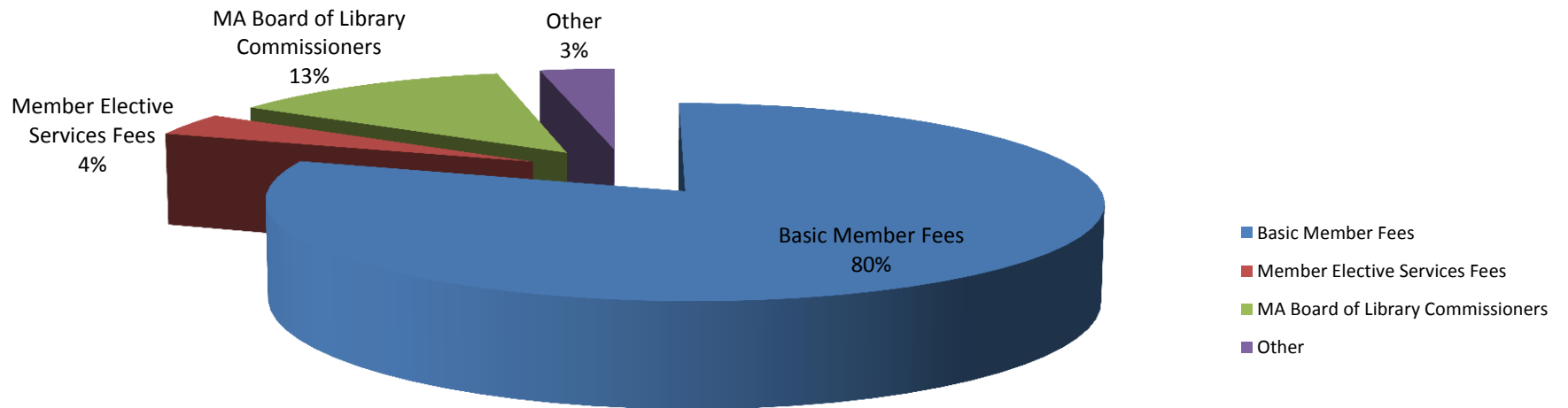
Members Services Provided as of June 30, 2010

Network	Database Licenses				eBooks						Linking		Cataloging	Customized Reports	
	Total Number of Databases		"In-library Only" databases		Shared eBook collections			Added in FY2010			Member exclusive purchases				
	Networkwide	Individual	Networkwide	Individual	Y/N	Total Titles	Total Copies	Titles Added	Copies Added	Y/N	Number of Libraries	OPAC to Online Journals			Online to OPAC
C/W MARS	6	1	70	0	YES	2,783	3,039	505	588	NO		YES	YES	YES	YES
CLAMS	1	0	0	0	YES	562	562	485	485	NO		YES	NO	YES	YES
FLO	0	69	0	0	YES	47,013	N/A	47,013	N/A	YES	8	YES	YES	NO	YES
MBLN	72	0	20	0	NO					NO		YES	YES	YES	YES
MLN	5	7	0	2	YES	228	261	228	261	NO	0	YES	YES	YES	YES
MVLC	6	0	0	0	YES	2,240	2,563	824	905	NO		NO	YES	YES	YES
NOBLE	12	28	0	0	YES	298	305	298	305	NO		NO	YES	YES	YES
OCLN	2	0	0	0	YES	1,544	1,671	457	489	YES	2	YES	YES	YES	YES
SAILS	1	0	0	0	YES	2,303	2,622	460	538	NO		NO	NO	YES	YES
TOTALS:	0	2	90	2		56,971	11,023	50,270	3,571		10				

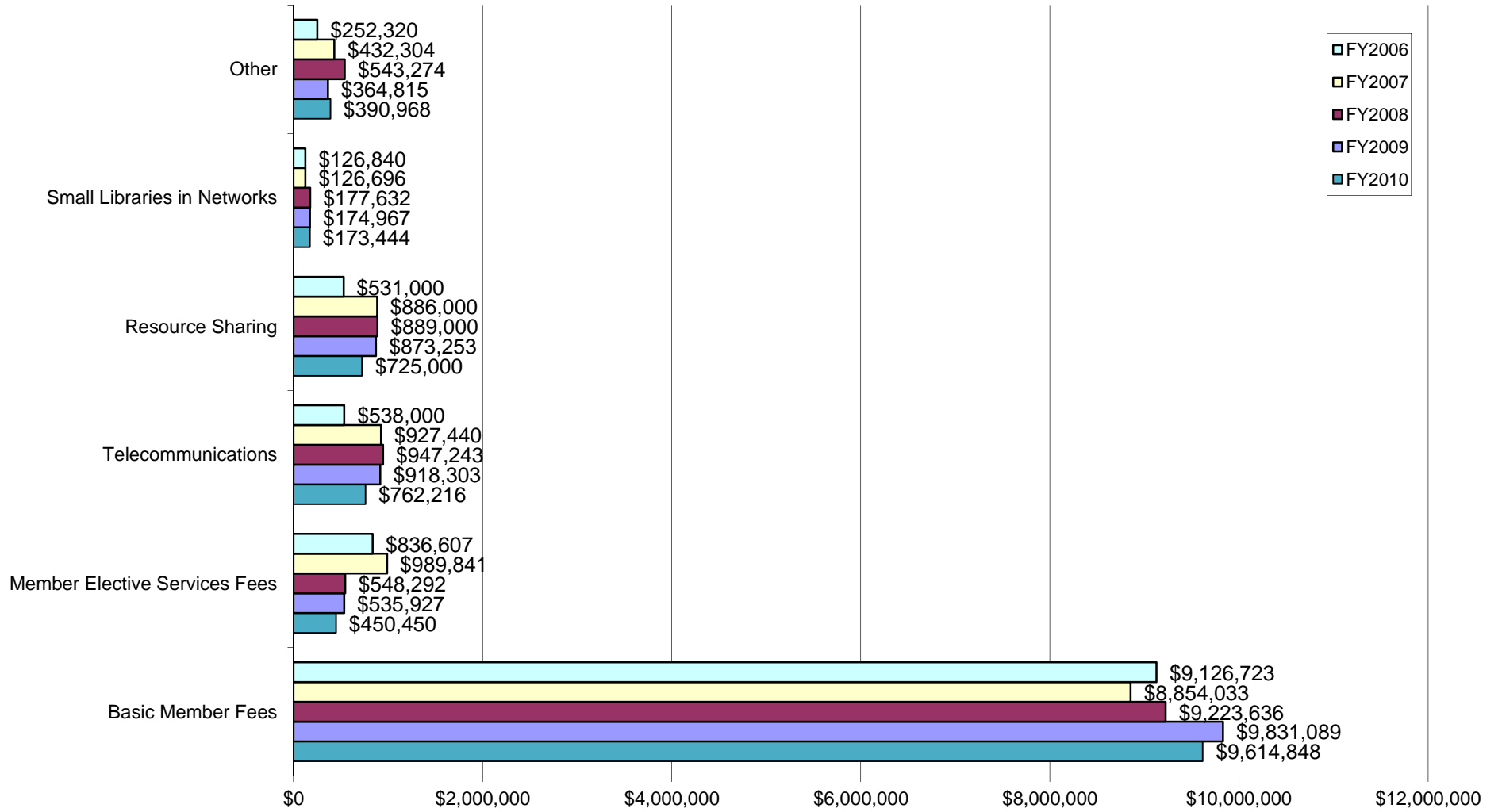
Appendix A-1 Network Membership by Type as of June 30, 2010



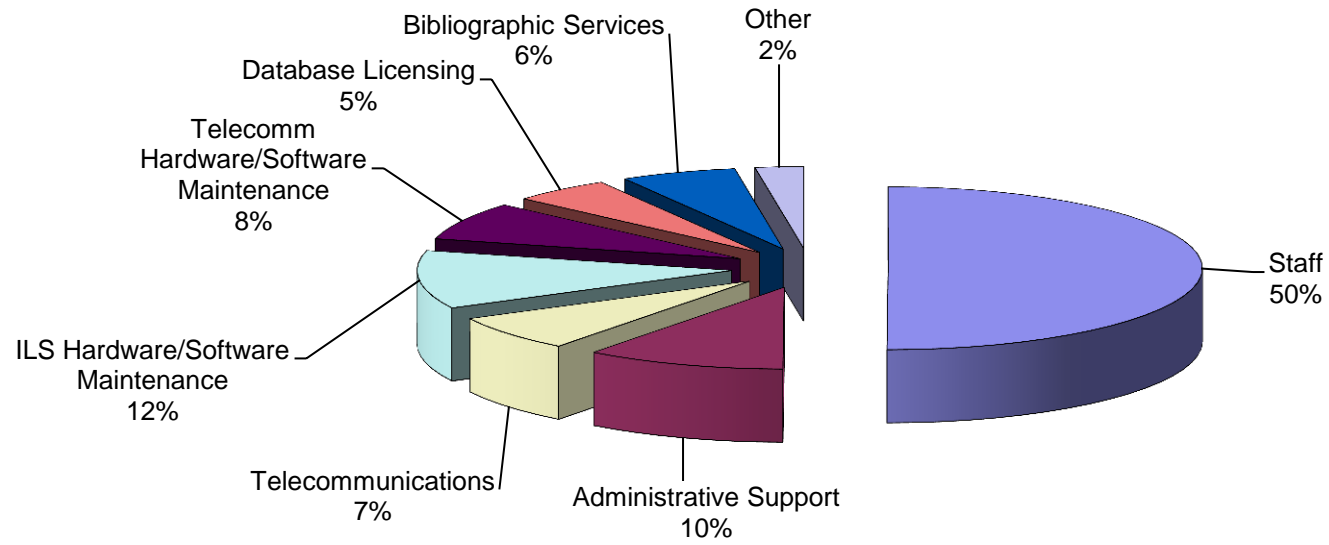
Appendix A-2 FY2010 Network Operating Income by Source



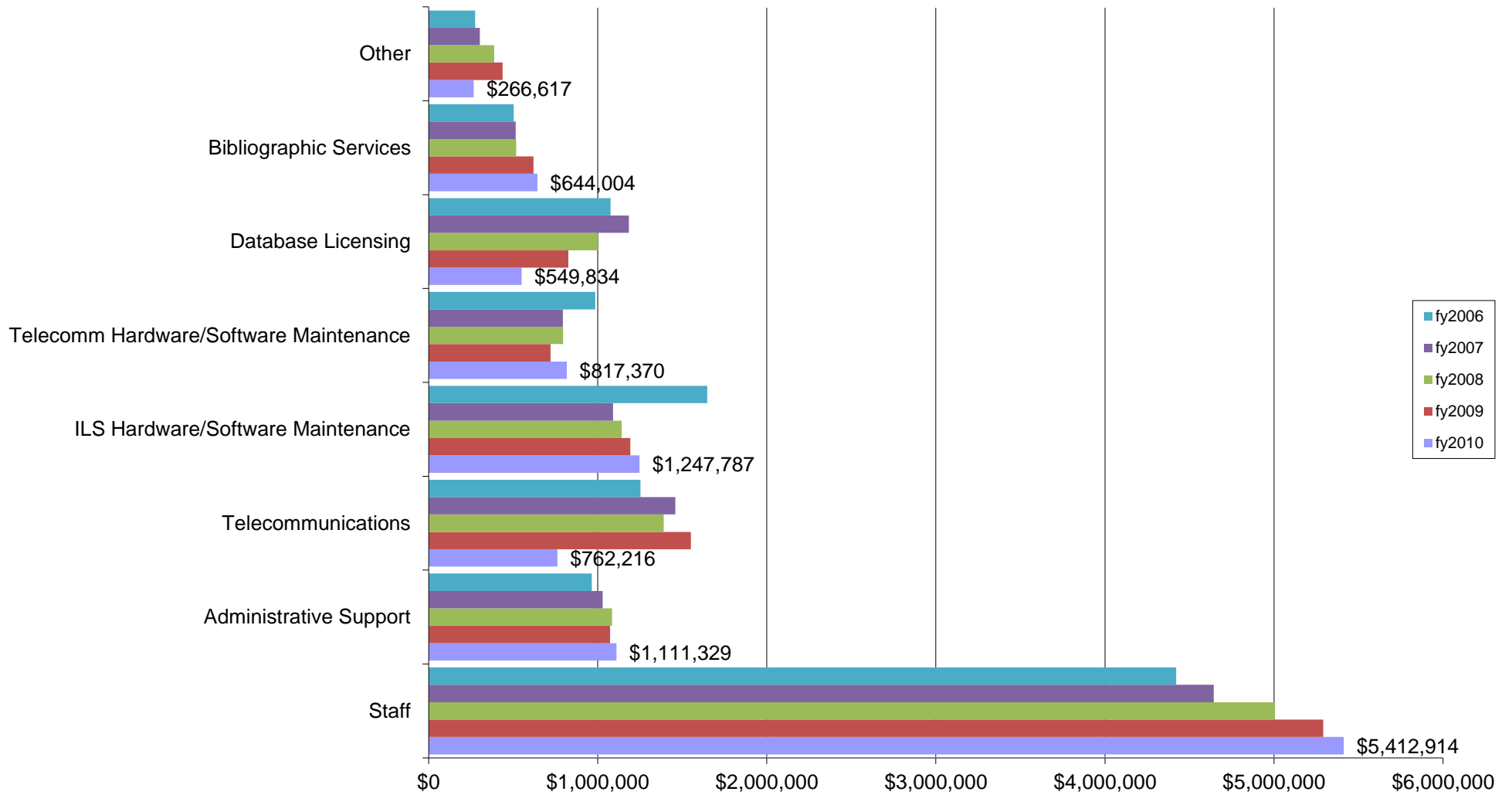
Appendix A-3 Network Operating Income by Source, FY2006 - FY2010



Appendix A-4 FY2010 Network Operating Expenditures by Type

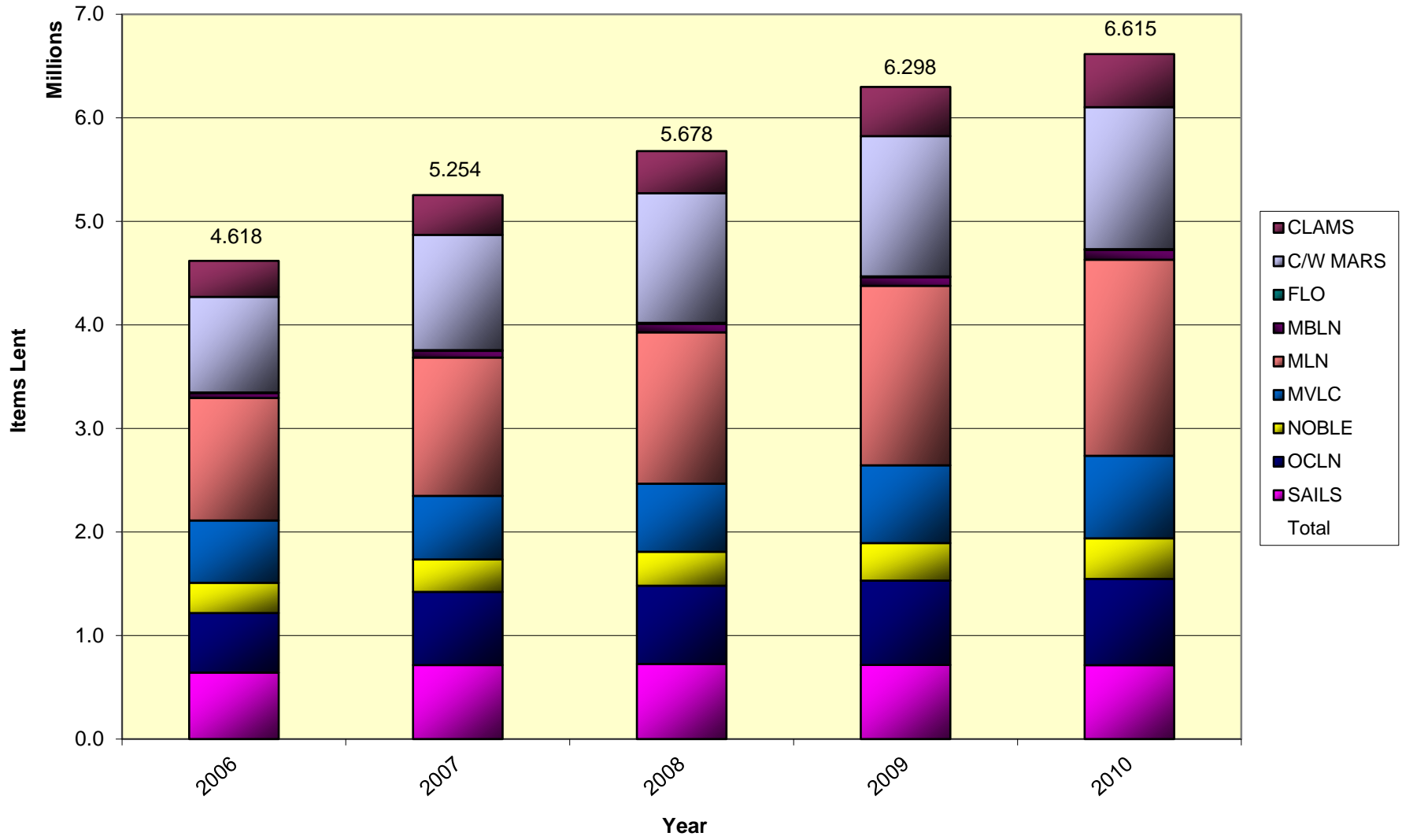


Appendix A-5 Network Operating Expenditures by Type, FY2006 - FY2010



FY2004 and FY2005 telecomm was reported before E-rate discounts in previous annual reports. Changed to reflect post-erate expenditures for comparison with later years.

Total Interlibrary Loans via Networks



Appendix A-7
Staffing FY2006-FY2010

Network	Number of Staff (head count)					Hours Worked Per Week by all Staff					FTE (35 hrs/week)				
	FY06	FY07	FY08	FY09	FY10	FY06	FY07	FY08	FY09	FY10	FY06	FY07	FY08	FY09	FY10
C/W MARS	18	21	21	20	20	600	729	716	689.5	694.5	17.1	20.8	20.8	19.7	19.8
CLAMS	8	7	8	8	8	244	205	230	244	244	7	5.85	6.5	6.9	6.9
FLO	3	4	4	4	5	105	122	125	117	145	3	3.48	3.5	3.3	4.1
MBLN	4	5	5	5	5	140	87.5	140	87.5	87.5	4	2.5	4	2.5	2.5
MLN	15	15	15	15	15	530	517.5	517.5	517.5	517.5	15.1	14.78	14.78	14.78	14.78
MVLC	8	9	9	9	9	287.5	312.5	320	329	330	8.2	8.9	9.2	9.4	9.4
NOBLE	14	12	13	12	11	340.8	348.5	388	365	320.1	9.7	9.95	11	10	9.1
OCLN	6	5	6	6	6	199.5	187.5	225	225	225	5.7	5.35	6.4	6.4	6.4
SAILS	6	7	7	7	7	210	245	245	245	245	6	7	7	7	7
TOTALS	82	85	88	86	86	2,656.8	2,754.5	2,906.5	2,819.5	2,808.6	75.8	78.61	83.18	79.98	79.98

Appendix A-8
Capital Expenditures FY2006-FY2010

Network	Capital Expenditures				
	FY2006	FY2007	FY2008	FY2009	FY2010
C/W MARS	\$243,332	\$14,911	\$5,000	\$29,559	\$97,472
CLAMS	\$793	\$174,441	\$54,050	\$0	\$19,496
FLO	\$5,389	\$7,806	\$25,025	\$7,845	\$28,483
MBLN	\$0	\$0	\$0	\$0	\$0
MLN	\$25,803	\$21,131	\$207,887	\$72,861	\$10,241
MVLC	\$35,965	\$64,803	\$7,876	\$4,856	\$16,733
NOBLE	\$97,863	\$53,364	\$0	\$0	\$0
OCLN	\$131,163	\$160,422	\$0	\$12,855	\$0
SAILS	\$14,705	\$191,073	\$14,134	\$5,499	\$35,973
TOTALS	\$555,013	\$687,951	\$313,972	\$133,475	\$208,398

Appendix B—Definitions for Data in the Networks Statistics Report, FY2010

Membership	
Members	Total number of network members.
Sites	Number of discrete physical buildings served by the network. Includes branch libraries, multiple campuses, and bookmobiles.
Public	One of the 371 Massachusetts public libraries.
Schools	Public or private, K-12 school library or school library media center.
Academic	Library in a public or private college or university, technical school, and medical or law schools.
Special	Library in a business firm (law, sci-tech, consulting group, etc.), professional association, government agency, museum or other organized group; includes profit, not-for-profit, and non-profits.
Full Members	Full participant in the network according to existing rules and procedures of the network.
Mininets	In the C/W MARS network only, a public library serving a population under 10,000 or a school or academic library with a student FTE of under 1,000 that receives basic network services at a discounted cost with limited participation in network decision-making.
OLA/Associate	A library with a dedicated online connection to the network central site, that offers Internet access to the public and enters current acquisitions into the network database, but which does not circulate on the network and does not have its own vote.
MLIN-I	A library with dial-up access to the Internet supported with state funds.
Small Libraries Internet Only	A library that obtains a full-time on-line connection to the Internet through a network or WMRLS, but is not a network member.
Operating Income	
Basic Fees	Fees paid by all members to belong to a network and for services common to all.
Elective Services (Fees)	Fees paid by members over and above basic membership fees to cover services only individual libraries choose to receive, such as databases or PC support.
MBLC Funds Telecommunications	State funds provided by the Massachusetts Board of Library Commissioners (MBLC) to offset telecommunications costs.
MBLC Funds Net Resource Sharing	State funds provided by the MBLC to offset network resource sharing costs.
MBLC Funds Small Libs/Nets	State (or Federal) funds provided by the MBLC to offset the cost of network membership for certain public libraries serving populations of under 10,000.
Other Sources	Any additional sources of income including, but not limited to non-MBLC grants, endowments, gifts, investments, etc.
Total Operating Income	Sum of the network's operating revenues from all its sources.
E-Rate	

E-Rate Received	Actual dollar figure of E-Rate discounts received during the fiscal year. This figure might not correspond to the total funding commitments that will have been awarded by the Schools and Libraries Division of the USAC for the corresponding program year.
E-Rate Discount %	The average discount for telecommunications services for member libraries. Includes only libraries for which discounts are received. The central site is not included in the calculation, unless the central site is located in a member library. The most recent telecommunications funding commitment is used.
Operating Expenditures	
Staff	Includes salaries and wages before deductions, and benefits for all employees including social security, retirement, medical insurance, life insurance, unemployment insurance and compensation, guaranteed disability income protection, workmen's compensation, tuition, and housing benefits.
Administrative Support	Rent and phone, etc.
Telecommunication	Amount expended for each of the following telecommunications service types: MLIN-I, Small Libraries in Networks Internet Only, Internet Access for Central Site, Remote-to-Host.
ILS Hardware/Software Maintenance	Integrated Library Systems hardware/software maintenance. The cost of ongoing annual maintenance contracts for system server(s) (e.g., database, applications, mail, OPAC) and integrated library system vendor support contracts). Does not include original purchase/lease price.
Telecommunication Hardware/Software Maintenance	Includes the cost of maintenance contracts (e.g., routers, switches, DSU's, network monitoring services) but not the original purchase/lease price.
Database License	Money paid to vendors for purchase/lease/access for online database licenses for members. For example, Syndetics, OPAC content enhancement services.
Shared eBook	Money paid to vendors to lease/purchase electronic books for all network members (e.g., Overdrive/Recorded Books).
Bibliographic Services	Annual fees paid to LYRASIS/OCLC/SkyRiver for bibliographic utility/cataloging and authority work.
Total Operating	Sum of the operating expenditures from the network's budget for personnel, telecommunications, maintenance, licensing, annual fees and other operating expenditures.
Network Telecommunication Expenditures	The total reported on the 'Telecommunications Report' for each of the telecommunications service types: MLIN-I, Small Libraries in Networks Internet Only Libraries, Internet Access for the Central Site, Remote-to-Host (after E-Rate discounts).
Capital Expenditures & Revenues	
Capital Revenues	Capital revenues include funding received for the purposes of capital projects. Includes LSTA equipment grants and other grant funds actually received (not necessarily the same as the amount awarded) during FY2010.
Capital Expenditures	Funds used for acquisition of or addition to fixed assets such as building sites, new buildings, additions, new equipment, initial book stock, furnishings for new or expanded buildings, and new vehicles. Does not include replacement or repair of existing furnishings, equipment, regular purchase of library materials, and investments for capital appreciation. Does not include LSTA capital grants.

Capital Improvement Fund	From either a dedicated capital improvement line or funds from a “reserve” account that may be used for capital improvements.
Resource Sharing	
Number of Titles	Individual bibliographic records in the network’s database regardless of the format of the item. Excludes authority control records and community I&R records.
Number of Items	The number of item or holdings records, regardless of format. Records that reflect periodical holdings are included.
Electronically Facilitated ILL’s Network Transfers	Loan of materials on request between member libraries in a single network. Includes materials loaned to dial access or online affiliate libraries if the request is made through a hold, E-mail, or equivalent method on the network’s system, as well as material loaned by member libraries of the network to libraries in other Massachusetts networks if the request is made through a hold, E-mail or equivalent method on the network’s system. Transfers within a municipal public library system (<i>i.e.</i> , from branch to branch, branch to main or main to branch) are not included.
Electronically Facilitated ILL’s From Virtual Catalog	Loan of materials on request from the statewide virtual catalog.
Electronically Facilitated ILL’s Point-to-Point	Loan of materials on request with the transaction taking place directly between the borrowing and lending libraries with no intermediary and not facilitated by the virtual catalog.
Total Circulation	Total annual circulation during FY2010.
Staffing	
Number of Staff	Number of paid staff in all positions (headcount).
Staff hours worked per week by all staff	Total number of hours worked in a typical week by all paid staff.
FTE (35 hrs/wk)	Full-Time equivalency This is computed by totaling the hours worked in a typical week by all paid staff and dividing by 35.
Member Services	
Wireless Access Support Library PC’s	Indicates whether the network supported wireless access in member libraries for PC’s provided by the library.
Wireless Access Support Patron’s PC’s	Indicates whether the network supported wireless access in member libraries for PC’s provided by library patrons.
Information & Referral Databases	Indicates whether the network hosted a community information and referral database for its members.
Digital Archiving Services	Indicates whether the network provided and supported a software application dedicated to digital materials, (image collections, audio files, binary files) such as SIRSI Hyperion or dynix “Digital Library.”
Library Home Page Hosting	Indicates whether the network provided hosted web sites for member libraries. Does not include template pages with information on each library (such as hours, phone number). Includes home pages the network allowed the library to maintain content and/or customize the information on a regular basis.

Centralized PC Mgmt.	Indicates whether the network used systems management server software or similar applications to monitor or inventory connected workstations in member libraries and/or distribute new versions of client software applications to member libraries.
On-site PC support	Indicates whether the network sent out staff or contractual personnel to support connected PC's in member libraries.
On-site Advising/Consulting	Indicates whether the network sent out staff or contractual personnel to provide advisory or consulting services in the member library.
Continuing Education # Sessions	Number of sessions held.
Continuing Education # Attendees	Number of people attending the continuing education sessions.
Time & Print Management	Indicates whether the network provides time or print management for member libraries. (Y/N)
Member Services	
Database Licenses: Total # of Databases Network-wide	Indicates whether the network licensed databases as part of the basic membership fee.. Databases are available both remotely and in-library
Database Licenses: Total # Databases - Individual Libraries	Indicates whether the network licensed some databases only for groups of members or individual libraries for an added fee. Databases are available both remotely and in-library
Database Licenses: In-library Only	The number of databases licensed with in-library only access as part of the basic membership.
Database Licenses: In-Library Only – Individual Libraries	The number of databases licensed with in library only access for groups of members or individual libraries for an added fee
eBooks: Shared eBook Collections	Indicates whether the network supported shared eBook collections for members (Y/N)
eBooks: Shared eBook - Total Titles	The number of shared eBook titles in the network as of June 30.
eBooks: Shared eBook - Total Copies	The number of shared eBook copies in the network as of June 30.
eBooks: Added in FY10 - Title Added	The number of new shared titles added during the fiscal year.
eBooks: Added in FY10 - Copies Added	The number of new shared eBook copies added during the fiscal year.
eBooks: Member Exclusive Purchases	Indicates whether individual members may add eBooks that are not be shared network-wide (e.g., Overdrive Advantage)

eBooks: Member Exclusive Purchases – Number of Libraries	The number of libraries that added exclusive titles during the fiscal year.
Links from: OPAC to Online Journals	Links from OPAC to online journals and databases with full text Indicates whether the network had links from serials OPAC records to online periodical content such as Infotrac.
Links from: Online databases to OPAC	Indicates whether the network had links from online periodical content in separately subscribed online journals or full text database to its OPAC.
Cataloging	Indicates whether the network provides cataloging for member libraries. (Y/N)
Customized Reports	Indicates whether the network provides customized reports for member libraries. (Y/N)

FY2010 List of Network Members

Network	Type	Member Name
C/WMARS	OLA	Adams Free Library
C/WMARS	Full	Agawam Public Library
C/WMARS	Full	American International College, Shea Mem. Library
C/WMARS	Full	Amherst, Jones Library Inc
C/WMARS	Full	Anna Maria College, Mondor-Eagen Library
C/WMARS	Mini-net	Ashby Free Public Library
C/WMARS	OLA	Athol Public Library
C/WMARS	Full	Atlantic Union College, G. Eric Jones Library
C/WMARS	Full	Auburn Public Library
C/WMARS	Full	Ayer Library
C/WMARS	OLA	Barre, Woods Memorial Library
C/WMARS	Full	Belchertown, Clapp Memorial Library
C/WMARS	Full	Bellingham Public Library
C/WMARS	Full	Berkshire Community College, Library
C/WMARS	Mini-net	Berlin Public Library
C/WMARS	Mini-net	Bernardston, Cushman Library
C/WMARS	Full	Blackstone Public Library
C/WMARS	Mini-net	Bolton Public Library
C/WMARS	Mini-net	Boxborough, Sargent Memorial Library
C/WMARS	OLA	Boylston Public Library
C/WMARS	OLA	Brookfield, Merrick Public Library
C/WMARS	Mini-net	Buckland Public Library
C/WMARS	Full	Central Massachusetts Regional Library System
C/WMARS	Full	Charlton Public Library
C/WMARS	Mini-net	Cheshire Public Library
C/WMARS	Mini-net	Chesterfield Public Library
C/WMARS	Full	Chicopee Public Library
C/WMARS	Mini-net	Clarksburg Town Library
C/WMARS	OLA	Clinton, Bigelow Free Public Library
C/WMARS	Mini-net	Colrain, Griswold Memorial Library
C/WMARS	OLA	Cooley Dickinson Hospital, Medical Library
C/WMARS	Mini-net	Dalton Free Public Library
C/WMARS	Mini-net	Deerfield, Tilton Library
C/WMARS	Mini-net	Douglas, Simon Fairfield Public Library
C/WMARS	Mini-net	Dudley, Pearle L. Crawford Memorial Library
C/WMARS	OLA	East Brookfield Public Library
C/WMARS	Full	East Longmeadow Public Library
C/WMARS	Full	Easthampton, Emily Williston Memorial Library
C/WMARS	Full	Elms College, Alumnae Library
C/WMARS	Mini-net	Erving Public Library
C/WMARS	Full	Fitchburg Public Library
C/WMARS	OLA	Florida Free Library
C/WMARS	Mini-net	Frontier Regional School Library
C/WMARS	Full	Gardner, Levi Heywood Memorial Library

Network	Type	Member Name
C/WMARS	Full	Grafton Public Library
C/WMARS	Mini-net	Granby Free Public Library
C/WMARS	OLA	Granville Public Library
C/WMARS	Full	Great Barrington, Mason Library
C/WMARS	Full	Greenfield Community College, Library
C/WMARS	Full	Greenfield Public Library
C/WMARS	OLA	Groton Public Library
C/WMARS	Mini-net	Hadley, Goodwin Memorial Library
C/WMARS	Mini-net	Hampden Free Public Library
C/WMARS	Full	Harvard Public Library
C/WMARS	OLA	Hatfield Public Library
C/WMARS	Mini-net	Heath Free Public Library
C/WMARS	Full	Holden, Gale Free Library
C/WMARS	Mini-net	Holland Public Library
C/WMARS	Full	Holyoke Community College Library
C/WMARS	Full	Holyoke Public Library
C/WMARS	Mini-net	Hopedale, Bancroft Memorial Library
C/WMARS	Full	Hopkinton Public Library
C/WMARS	Mini-net	Hubbardston Public Library
C/WMARS	Full	Hudson Public Library
C/WMARS	Mini-net	Lancaster, Thayer Memorial Library
C/WMARS	Mini-net	Lee Library Association
C/WMARS	OLA	Leicester Public Library
C/WMARS	Full	Lenox Library Association
C/WMARS	Full	Leominster Public Library
C/WMARS	Mini-net	Leverett Library
C/WMARS	Full	Longmeadow, Richard Salter Storrs Library
C/WMARS	Full	Ludlow, Hubbard Memorial Library
C/WMARS	Mini-net	Lunenburg Public Library
C/WMARS	Full	Marlborough Public Library
C/WMARS	Full	MA College of Liberal Arts, Eugene L. Freel Library
C/WMARS	Mini-net	Mendon, Taft Public Library
C/WMARS	Full	Milford Town Library
C/WMARS	Full	Millbury Public Library
C/WMARS	Mini-net	Millville Free Public Library
C/WMARS	Mini-net	Monson Free Library and Reading Room Ass.
C/WMARS	Mini-net	Montague Public Libraries, Carnegie Public Library
C/WMARS	Mini-net	Monterey Library
C/WMARS	Full	Mount Wachusett Community College
C/WMARS	Mini-net	New Marlborough Town Library
C/WMARS	Mini-net	New Salem Public Library
C/WMARS	Full	North Adams Public Library
C/WMARS	Mini-net	North Brookfield, Haston Free Public Library
C/WMARS	Full	Northampton, Forbes Library

FY2010 List of Network Members

Network	Type	Member Name
C/WMARS	Full	Northampton, Lilly Library
C/WMARS	Full	Northborough Free Library
C/WMARS	Mini-net	Northfield, Dickinson Memorial Library
C/WMARS	Mini-net	Orange, Wheeler Memorial Library
C/WMARS	Full	Oxford Free Public Library
C/WMARS	Full	Palmer Public Library
C/WMARS	OLA	Pathfinder Regional Vocational Technical High School, Palmer
C/WMARS	OLA	Paxton, Richards Memorial Library
C/WMARS	Full	Pepperell, Lawrence Library
C/WMARS	Mini-net	Petersham Memorial Library
C/WMARS	Full	Pittsfield, Berkshire Athenaeum
C/WMARS	Mini-net	Princeton Public Library
C/WMARS	Full	Quinsigamond Community College
C/WMARS	Mini-net	Richmond Free Public Library
C/WMARS	OLA	Rutland Free Public Library
C/WMARS	Mini-net	Sheffield, Bushnell-Sage Library
C/WMARS	Mini-net	Shelburne Free Public Library
C/WMARS	Mini-net	Shirley, Hazen Memorial Library
C/WMARS	Full	Shrewsbury Free Public Library
C/WMARS	Mini-net	Shutesbury, M.N. Spear Memorial Library
C/WMARS	Full	South Hadley Public Library
C/WMARS	Mini-net	Southampton, Edwards Public Library
C/WMARS	Mini-net	Southborough Public Library
C/WMARS	Full	Southbridge, Jacob Edwards Library
C/WMARS	OLA	Southwick Public Library
C/WMARS	Full	Spencer, Richard Sugden Public Library
C/WMARS	Full	Springfield City Library
C/WMARS	Full	Springfield Technical Community College Library
C/WMARS	Full	State Library of Massachusetts Library
C/WMARS	Mini-net	Sterling, Conant Public Library
C/WMARS	Mini-net	Stockbridge Library Association
C/WMARS	Mini-net	Sturbridge, Joshua Hyde Public Library
C/WMARS	Mini-net	Sunderland Public Library
C/WMARS	Mini-net	Sutton Free Public Library
C/WMARS	OLA	Templeton, Boynton Public Library
C/WMARS	Mini-net	Townsend Public Library
C/WMARS	Mini-net	Upton Town Library
C/WMARS	Full	Uxbridge Free Public Library
C/WMARS	Mini-net	Wales Public Library
C/WMARS	Mini-net	Ware, Young Men's Library Association
C/WMARS	OLA	Warren Public Library
C/WMARS	OLA	Warwick Free Public Library
C/WMARS	Full	Webster, Chester C. Corbin Public Library
C/WMARS	OLA	Wendell Free Library
Network	Type	Member Name

Network	Type	Member Name
C/WMARS	OLA	West Boylston, Beaman Memorial Public Library
C/WMARS	Mini-net	West Brookfield, Merriam-Gilbert Public Library
C/WMARS	Full	West Springfield Public Library
C/WMARS	OLA	West Stockbridge Public Library
C/WMARS	Mini-net	West Warren Library Association
C/WMARS	Full	Westborough Public Library
C/WMARS	Full	Western Massachusetts Regional Library System
C/WMARS	Full	Westfield Athenaeum
C/WMARS	Mini-net	Westhampton Public Library
C/WMARS	Mini-net	Westminster, Forbush Memorial Library
C/WMARS	Full	Whitinsville Social Library
C/WMARS	Full	Wilbraham Public Library
C/WMARS	Mini-net	Williamsburg, Meekins Library
C/WMARS	Mini-net	Williamstown, David & Joyce Milne Public Library
C/WMARS	Mini-net	Winchendon, Beals Memorial Library
C/WMARS	Full	Worcester Public Library
CLAMS	Full	Falmouth, Woods Hole Public Library
CLAMS	Full	Barnstable, Hyannis Public Library Association
CLAMS	Full	Barnstable, Sturgis Library
CLAMS	Full	Barnstable, Cotuit Library
CLAMS	Full	Barnstable, Marstons Mills Public Library
CLAMS	Full	Cape Cod Community College, Wilkens Library
CLAMS	Full	Barnstable, Centerville Public Library
CLAMS	Full	Barnstable, Whelden Memorial Library
CLAMS	Full	Barnstable, Osterville Free Library
CLAMS	Full	Bourne, Jonathan Bourne Public Library
CLAMS	Full	Brewster Ladies Library
CLAMS	Full	Chatham, Eldredge Public Library
CLAMS	Full	Dennis, West Dennis Free Public Library
CLAMS	Full	Dennis, South Dennis Public Library
CLAMS	Full	Dennis, Dennis Public Library
CLAMS	Full	Dennis, Jacob Sears Memorial Library
CLAMS	Full	Dennis, Dennis Memorial Library Association
CLAMS	Full	Eastham Public Library
CLAMS	Full	Edgartown Free Public Library
CLAMS	Full	Falmouth Public Library
CLAMS	Full	Falmouth, West Falmouth Library, Inc.
CLAMS	Full	Harwich, Brooks Free Library
CLAMS	Full	Mashpee Public Library
CLAMS	Full	Nantucket Atheneum
CLAMS	Full	Oak Bluffs Public Library
CLAMS	Full	Orleans, Snow Library
CLAMS	Full	Provincetown Public Library
CLAMS	Full	Tisbury, Vineyard Haven Public Library
Network	Type	Member Name

FY2010 List of Network Members

CLAMS	Full	Truro Public Library
CLAMS	Full	Wellfleet Public Library
CLAMS	Full	Yarmouth Port Library
CLAMS	Full	Yarmouth Town Libraries
FLO	Full	Massachusetts College of Pharmacy and Health Sciences, Sheppard Library
FLO	Full	Wentworth Institute of Technology, Alumni Library
FLO	Full	Massachusetts College of Art, Morton R. Godine Library
FLO	Full	Museum of Fine Arts, William Morris Hunt Memorial Library
FLO	Full	New England Conservatory of Music, Harriet M. Spaulding Library
FLO	Full	Emerson College
FLO	Full	Wheelock College
FLO	Full	Emmanuel College, Cardinal Cushing Library
FLO	Full	Lesley University, Ludcke Library
FLO	OLA	School of the Museum of Fine Arts, W. Van Alan Clark, Jr. Library
MBLN	Full	Boston Public Library
MBLN	Full	Boston Massachusetts Regional Library System
MBLN	Full	State Transportation Library
MBLN	Full	Chelsea Public Library
MBLN	Full	Malden Public Library
MLN	Full	Acton Memorial Library
MLN	Full	Arlington, Robbins Library
MLN	Full	Ashland Public Library
MLN	Full	Bedford Free Public Library
MLN	Full	Belmont Public Library
MLN	Full	Newbury College
MLN	Full	Brookline Public Library
MLN	Full	Cambridge Public Library
MLN	Full	Concord Free Public Library
MLN	Full	Dedham Public Library
MLN	Full	Dover Town Library
MLN	Full	Framingham Public Library
MLN	Full	Framingham State University, Henry Whittemore Library
MLN	Full	Franklin Public Library
MLN	Full	Dean College, E. Ross Anderson Library
MLN	Full	Holliston Public Library
MLN	Full	Lexington, Cary Memorial Library
MLN	Full	Lincoln Public Library
MLN	Full	Maynard Public Library
MLN	Full	Medfield Memorial Library
MLN	Full	Medway Public Library System
Network	Type	Member Name
MVLC	Full	Merrimac Public Library

MLN	Full	Millis Public Library
MLN	Full	Natick, Morse Institute Library
MLN	Branch	Natick, Bacon Free Library
MLN	Full	Needham Free Public Library
MLN	Full	Newton Free Library
MLN	Full	Lasell College, Brennan Library
MLN	Full	Mt. Ida College
MLN	Full	Norwood, Morrill Memorial Library
MLN	Full	Somerville Public Library
MLN	Full	Stow, Randall Library
MLN	Full	Sudbury, Goodnow Public Library
MLN	Full	Waltham Public Library
MLN	Full	Watertown Free Public Library
MLN	Full	Wayland Free Public Library
MLN	Full	Massachusetts Bay Community College, Perkins Library
MLN	Full	Wellesley Free Library
MLN	Full	Weston Public Library
MLN	Full	Regis College
MLN	Full	Westwood Public Library
MLN	Full	Winchester Public Library
MLN	Full	Woburn Public Library
MVLC	Full	Amesbury Public Library
MVLC	Full	Andover, Memorial Hall Library
MVLC	Full	Billerica Public Library
MVLC	Full	Boxford Town Library
MVLC	Full	Burlington Public Library
MVLC	Full	Carlisle, Gleason Public Library
MVLC	Full	Chelmsford Public Library
MVLC	Full	Dracut, Moses Greeley Parker Memorial Library
MVLC	Full	Dunstable Free Public Library
MVLC	Full	Essex, T.O.H.P. Burnham Free Library
MVLC	Full	Georgetown, Peabody Library
MVLC	Full	Groveland, Langley Adams Library
MVLC	Full	Hamilton-Wenham Public Library
MVLC	Full	Haverhill Public Library
MVLC	Full	Ipswich Public Library
MVLC	Full	Lawrence Public Library
MVLC	Full	Littleton, Reuben Hoar Library
MVLC	Full	Lowell, Samuel S. Pollard Memorial Library
MVLC	Full	Manchester-by-the-Sea Public Library
Network	Type	Member Name
OCLN	Full	Abington Public Library

FY2010 List of Network Members

MVLC	Full	Methuen, Nevins Memorial Library
MVLC	Full	Middleton, Flint Public Library
MVLC	Full	Newbury Town Library
MVLC	Full	Newburyport Public Library
MVLC	Full	North Andover, Stevens Memorial Library
MVLC	Full	North Reading, Flint Memorial Library
MVLC	Full	Rockport Public Library
MVLC	Full	Rowley Public Library
MVLC	Full	Salisbury Public Library
MVLC	Full	Tewksbury Public Library
MVLC	Full	Topsfield Town Library
MVLC	Full	Tyngsborough Public Library
MVLC	Full	West Newbury, G. A. R. Memorial Library
MVLC	Full	Westford, J. V. Fletcher Library
MVLC	Full	Wilmington Memorial Library
NOBLE	Full	Beverly Public Library
NOBLE	Full	Bunker Hill Community College
NOBLE	Full	Danvers, Peabody Institute Library
NOBLE	Full	Endicott College, Diane M. Halle Library
NOBLE	Full	Everett, Parlin Memorial Library
NOBLE	Full	Gloucester Lyceum & Sawyer Free Library
NOBLE	Full	Gordon College, Jenks Library
NOBLE	Full	Lynn Public Library
NOBLE	Full	Lynnfield Public Library
NOBLE	Full	Marblehead, Abbot Public Library
NOBLE	Associate	Massachusetts Board of Library Commissioners
NOBLE	Full	Melrose Public Library
NOBLE	Full	Merrimack College, McQuade Library
NOBLE	Full	Middlesex Community College
NOBLE	Associate	Montserrat College of Art, Paul M. Scott Library
NOBLE	Full	North Shore Community College
NOBLE	Full	Northern Essex Community College, Bently Library
NOBLE	Full	Peabody, Peabody Institute Library
NOBLE	Full	Phillips Academy, Oliver Wendell Holmes Library
NOBLE	Full	Reading Public Library
NOBLE	Full	Revere Public Library
NOBLE	Full	Salem Public Library
NOBLE	Full	Salem State University
NOBLE	Full	Saugus Public Library
NOBLE	Full	Stoneham Public Library
NOBLE	Full	Swampscott Public Library
NOBLE	Full	Wakefield, Lucius Beebe Memorial Library
NOBLE	Full	Winthrop Public Library

OCLN	Full	Avon Public Library
OCLN	Full	Braintree, Thayer Public Library
OCLN	Full	Brockton Public Library System
OCLN	Full	Canton Public Library
OCLN	Full	Cohasset, Paul Pratt Memorial Library
OCLN	Full	Duxbury Free Library
OCLN	Full	Eastern Nazarene College, Nease Library
OCLN	Full	Hanover, John Curtis Free Library
OCLN	Full	Hingham Public Library
OCLN	Full	Holbrook Public Library
OCLN	Full	Hull Public Library
OCLN	Full	Kingston Public Library
OCLN	Full	Marshfield, Ventress Memorial Library
OCLN	Full	Massasoit Community College
OCLN	Full	Milton Public Library
OCLN	Full	Norwell Public Library
OCLN	Full	Plymouth Public Library
OCLN	Full	Quincy, Thomas Crane Public Library
OCLN	Full	Randolph, Turner Free Library
OCLN	Full	Rockland Memorial Library
OCLN	Full	Sandwich Free Public Library
OCLN	Full	Scituate Town Library
OCLN	Full	Sharon Public Library
OCLN	Full	Stoughton Public Library
OCLN	Full	Walpole Public Library
OCLN	Full	Weymouth Public Libraries
OCLN	Full	Whitman Public Library
SAILS	Full	Acushnet, Russell Memorial Library
SAILS	Full	Anna Ware Jackson Library Media Center
SAILS	Full	Attleboro High School
SAILS	Full	Attleboro Public Library
SAILS	Full	B.M.C. Durfee High School, Ambrose Keeley Library
SAILS	Full	Beatrice H. Wood Library, Plainville
SAILS	Full	Berkley Public Library
SAILS	Full	Bridgewater Public Library
SAILS	Full	Bristol Community College
SAILS	Full	Carver Public Library
SAILS	Full	Dartmouth Public Libraries
SAILS	Full	Delaney Elementary School
SAILS	Full	Dighton Public Library
SAILS	Full	Dr. Kevin M. Hurley Middle School Library
SAILS	Full	East Bridgewater Central School

Network	Type	Member Name
SAILS	Full	East Bridgewater High School, Library
SAILS	Full	East Bridgewater Public Library

Network	Type	Member Name
SAILS	Full	Wareham Free Library
SAILS	Full	West Bridgewater Public Library

FY2010 List of Network Members

SAILS	Full	Easton, Ames Free Library of Easton, Inc.
SAILS	Full	Fairhaven, Millicent Library
SAILS	Full	Fall River Public Library
SAILS	Full	Foxborough High School
SAILS	Full	Foxborough, Boyden Library
SAILS	Full	Freeman-Centennial Elementary School
SAILS	Full	Freetown, James White Memorial Library
SAILS	Full	George R. Martin Elementary School
SAILS	Full	Gordon Mitchell Middle School, East Bridgewater
SAILS	Full	H. Olive Day Elementary School
SAILS	Full	Halifax, Holmes Public Library
SAILS	Full	Hanson Public Library
SAILS	Full	John J. Ahern Middle School, Foxborough
SAILS	Full	Keith Middle School
SAILS	Full	Lakeville Free Public Library
SAILS	Full	Mansfield Public Library
SAILS	Full	Marion, Elizabeth Taber Library
SAILS	Full	Massachusetts Maritime Academy, Library
SAILS	Full	Mattapoisett Free Public Library
SAILS	Full	Middleborough Public Library
SAILS	Full	Mildred H. Aitken Elementary School
SAILS	Full	New Bedford Free Public Library
SAILS	Full	New Bedford High School
SAILS	Full	Norfolk Public Library
SAILS	Full	Normandin Middle School, New Bedford
SAILS	Full	North Attleborough, Richards Memorial Library
SAILS	Full	Norton Public Library
SAILS	Full	Pembroke Public Library
SAILS	Full	Plainville Public Library
SAILS	Full	Plympton Public Library
SAILS	Full	Raynham Public Library
SAILS	Full	Rehoboth, Blanding Free Public Library
SAILS	Full	Rochester, Joseph H. Plumb Memorial Library
SAILS	Full	Roderick Elementary School, Raymond Library
SAILS	Full	Roosevelt Middle School, New Bedford
SAILS	Full	Seekonk High School
SAILS	Full	Seekonk Public Library
SAILS	Full	Somerset Public Library
SAILS	Full	Southeastern Massachusetts Library System
SAILS	Full	Southeastern Regional Vocational-Technical School, Easton
SAILS	Full	Swansea Free Public Library
SAILS	Full	Taunton Public Library

SAILS	Full	Westport Free Public Library
SAILS	Full	Wrentham, Fiske Public Library