

**Commonwealth of Massachusetts
Board of Library Commissioners**

98 North Washington Street • Boston, Massachusetts 02114
617 725-1860 • 800 952-7403 (in-state only) • FAX 617 725-0140

MASSACHUSETTS LIBRARY DATA

Automated Resource Sharing Networks Report

FY2005 (July 1, 2004 - June 30, 2005)

Compiled: December, 2005
Distributed: February, 2006

John E. Arnold, Chairman
Dr. Em Claire Knowles, Vice Chairman
George T. Comeau, Esq., Secretary

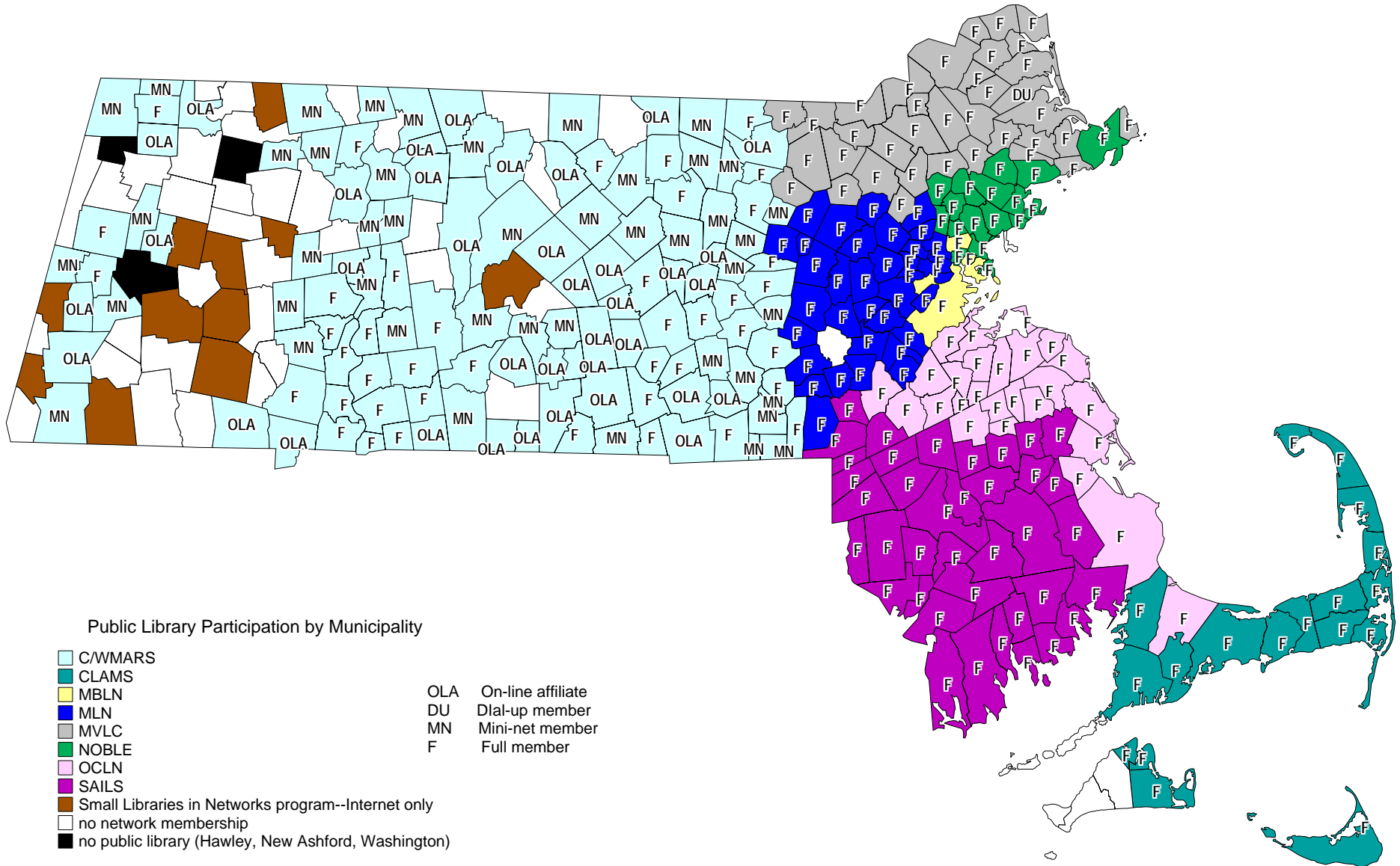
Edward L. Bertorelli
Katherine Dibble
Richard Dunbar
Joseph S. Hopkins
Elia D. Marnik
Emily Salaun

Massachusetts Board of Library Commissioners

Prepared with LSTA funds

Preparation of this report was supported in part by the U.S. Institute of Museum and Library Services. However, the opinions expressed herein do not necessarily reflect the position or policy of that agency, and no official endorsement by that agency should be inferred.

Massachusetts Board of Library Commissioners Public Library Participation in Automated Resource Sharing Networks



Introduction

The ***Automated Resource Sharing Networks Report, FY2005*** displays data submitted by nine automated resource sharing networks serving libraries in Massachusetts.

With this report we present data about the automated resource sharing networks in one consistent format. Please note that some of the data reflects activity during fiscal year 2005 (July 1, 2004—June 30, 2005) while other data is reported as a snapshot as of June 30, 2005. Snapshot data may well have changed by the time you read this report.

Going forward we will assess the usefulness of the data presented here and consider adding or deleting data elements based on feedback from the networks, the Board, and the library community.

We welcome your comments.

Dianne Carty, Head, State Aid & Data Coordination
Ann Downey, Systems Analyst
Paul Kissman, Library Information Systems Specialist
Uechi Ng, Administrative Assistant

Robert C. Maier, Director
Massachusetts Board of Library Commissioners
98 North Washington Street, Suite 401, Boston, MA 02114
1-800-952-7403 or 617-725-1860; FAX 617-725-0410
mass.gov/mblc

Massachusetts Library Data: Automated Resource Sharing Networks Report FY2005 (July 1, 2004 - June 30, 2005)
Compiled: December, 2005
Distributed: February, 2006

Automated Resource Sharing Networks Report FY2005 (July 1, 2004 - June 30, 2005)

Table of Contents

Network Address List	1
Network Membership	2
Total Operating Income	3
Erate Income	4
Total Operating Expenditures	5
Network Telecommunication Expenditures	6
Capital Expenditures	7
Resource Sharing Information	8
Network Facilities	9
Staffing	10
Member Services Provided	11
Appendix A - Charts and Tables	
A-1, Network Membership by Type as of June 30, 2005	13
A-2, FY2005 Network Operating Income by Source	14
A-3, Network Operating Income by Source, FY2002 - FY2005	15
A-4, FY2005 Network Operating Expenditures by Type	16
A-5, Network Operating Expenditures by Type, FY2003 - FY2005	17
A-6, Staffing-FY2003 - FY2005	18
A-7, Capital Expenditures-FY2004 - FY2005	19
Appendix B - Definitions for Networks Data	20
Appendix C - List of Network Members	25

Network Address List

Cape Libraries Automated Materials Sharing, Inc. Monica Grace, Executive Director 270 Communication Way Unit 4E/4F Hyannis, MA 02601 President: Greg Masterson Vendor Info: Innovative Interfaces, Millennium Silver 1.1 Phone: (508)790-4399 Fax: (508)771-4533
Central/Western MA Automated Resource Sharing, Inc Joan Kuklinski, Executive Director 67 Millbrook Street, Suite 201 Worcester, MA 01606- President: Carl Sturgis Vendor Info: Innovative Interfaces, Millennium Silver Phone: (508)755-3323 Fax: (508)755-3721
Fenway Libraries Online Jamie Ingram, Administrator WIT Library 550 Huntington Avenue Boston, MA 02115 President: Mary Ann Tricarico Vendor Info: ILS Endeavor, Voyager 2003.1.1 Phone: (617)442-2384 Fax: (617)442-1519
Merrimack Valley Library Consortium, Inc. Larry Rungren, Executive Director 123 Tewksbury Street Andover, MA 01810 President: Nancy Rea Vendor Info: SirsiDynix, Horizon 7.0.3 Phone: (978)475-7632 Fax: (978)475/7179
Metro Boston Library Network Kenneth Peterson, Administrator Boston Public Library 700 Boylston Street Boston, MA 02116 President: Vendor Info: Sirsi/Dynix, Horizon 7.3.3 Phone: (617)859-2380 Fax: (617)424-8617

Minuteman Library Network Susan McAlister, Executive Director 10 Strathmore Road Natick, MA 01760- President: Lynda Wills Vendor Info: Innovative Interfaces, Millennium 2005 Ltd Edition 1.0 Phone: (508)655-8008 Fax: (508)655-1507
North of Boston Library Exchange Ron Gagnon, Executive Director 26 Cherry Hill Dr. Danvers, MA 01923 President: Sue Koronowski Vendor Info: Innovative Interfaces, Millennium 2005LE Phone: (978)777-8844 Fax: (978)750-8472
Old Colony Library Network David Slater, Executive Director 220 Forbes Road, Suite 401 Braintree, MA 20184 President: Elaine Winquist Vendor Info: SIRSI, Unicorn 2003.0.11.1 Phone: (781)794-2513 Fax: (781)794-2517
SAILS Debby Conrad, Executive Director 574 West Grove St. #4 Middleborough, MA 02346 President: Keith Stavely Vendor Info: SIRSI, Unicorn 2003.1.4 Phone: (508)946-8600 Fax: (508)946-8605

Network Membership as of FY2005

Network	Members/Sites					Full Members	Mininets	OLA	Dial-up Members	Dial-up MLIN-I	SLIN Internet Only
	Public	Schools	Academic	Special	Total						
C/W MARS	124	2	10	4	140	57	46	37	0	31	11
	145	2	10	4	161						
CLAMS	24	0	1	0	25	25	0	0	1	0	0
	33	0	1	0	34						
FLO	0	0	8	1	9	9	0	0	0	0	0
	0	0	11	2	13						
MBLN	3	2	1	0	6	6	0	0	0	0	0
	26	26	1	0	53						
MLN	35	0	6	0	41	41	0	0	0	0	0
	61	0	7	0	68						
MVLC	35	0	0	0	35	34	0	0	1	0	0
	39	0	0	0	39						
NOBLE	17	1	9	1	28	27	0	0	0	0	0
	21	1	12	1	35						
OCLN	26	0	2	0	28	28	0	0	0	0	0
	36	0	3	0	39						
SAILS	38	10	2	1	51	51	0	0	0	0	0
	49	21	3	1	74						
Total:	302	15	39	7	363	278	46	37	2	31	11
	410	50	48	8	516						

Total Operating Income for FY2005

Network	Member Fees		MBLC Funds			Other Sources	Tot Op Income
	Basic Fees	Elective Svcs.	Telecomm.	Net Resource Sh.	Small Libs/Nets		
C/W MARS	2,018,198	15,110	105,576	46,941	115,328	0	2,301,153
CLAMS	608,913	6,300	13,933	15,425	0	30,933	675,504
FLO	380,103	502,941	1,899	16,008	0	0	900,951
MBLN	446,343	0	26,000	38,664	0	0	511,007
MLN	1,497,355	0	42,492	43,280	0	95,000	1,678,127
MVLC	994,084	0	22,225	22,228	12,500	1,800	1,052,837
NOBLE	1,124,089	199,630	32,528	27,796	0	0	1,384,043
OCLN	806,785	0	21,954	23,930	0	44,930	897,599
SAILS	896,865	43,505	25,204	31,153	0	12,400	1,009,117

Totals:	8,772,735	767,486	291,811	265,425	127,828	185,063	10,410,338
---------	-----------	---------	---------	---------	---------	---------	------------

Erate Income for FY2005

Network	Erate Received	Erate %
C/W MARS	311,165	50 %
CLAMS	0	45 %
FLO	not eligible	not eligible
MBLN	776,583	87 %
MLN	99,977	43 %
MVLC	36,068	42 %
NOBLE	37,383	48 %
OCLN	65,782	43 %
SAILS	89,788	44 %
Total:	1,416,746	

Total Operating Expenditures for FY2005

Network	Staff	Admin.Support	Telecomm.	ILS H/S Maint.	Tel. H/S Maint.	Database Lic.	Biblio.Svcs.	Other Operating	Total Operating
C/W MARS	907,732	139,958	717,356	280,054	110,000	20,000	130,090	76,146	2,080,905
CLAMS	357,669	103,480	124,628	56,128	27,758	8,000	35,763	0	713,426
FLO	270,543	34,200	9,772	0	1,312	540,941	10,211	14,733	861,712
MBLN	90,667	4,279	693,664	118,761	321,101	0	20,750	0	626,263
MLN	782,826	136,063	275,112	145,000	61,898	51,158	111,937	50,072	1,547,939
MVLC	483,896	120,763	181,386	94,336	53,335	44,250	58,000	5,333	1,007,279
NOBLE	464,518	142,464	150,728	171,941	62,455	148,085	33,511	51,377	1,190,868
OCLN	323,758	99,702	175,560	65,260	50,600	0	43,376	15,101	708,432
SAILS	442,106	109,580	194,402	103,443	18,535	56,347	32,850	19,600	957,501
Totals:	4,123,715	890,489	2,522,608	1,034,923	706,994	868,781	476,488	232,362	9,694,325

Network Telecommunication Expenditures for FY2005

Network	Dial Access Libs	Small Libs in Netwk	Internet Only Libs	Central Site Internet	Remote-to-host	Total Telecomm. Expenditures
C/W MARS	0	11,314	20,911	13,050	672,081	717,356
CLAMS	0	0	0	13,248	111,380	124,628
FLO	0	0	0	9,772	0	9,772
MBLN	0	0	0	203,000	490,664	693,664
MLN	0	0	0	33,850	241,262	275,112
MVLC	437	0	0	18,829	162,120	181,386
NOBLE	0	0	0	38,358	112,370	150,728
OCLN	0	0	0	13,937	161,623	175,560
SAILS	0	0	0	26,608	167,794	194,402
Totals:	437	11,314	20,911	370,652	2,119,294	2,522,608

Capital Expenditures for FY2005

Network	Capital Expenditures
C/W MARS	327,663
CLAMS	4,760
FLO	2,073
MBLN	0
MLN	50,086
MVLC	49,982
NOBLE	132,639
OCLN	44,057
SAILS	13,175
Total:	624,435

Resource Sharing Information as of June 30, 2005

Network	Bibliographic Database		Electronically Facilitated ILL's			Total Circulation
	Number of Titles	Number of Items	Network Transfers	From Virtual Catalog	Point-to-Point	
C/W MARS	1,645,594	7,596,456	706,981	8,750	0	9,764,881
CLAMS	459,864	1,365,248	311,779	3,676	4,763	2,731,609
FLO	730,609	976,477	4,198	272	0	249,630
MBLN	2,142,350	4,937,997	28,302	6,186	0	2,660,252
MLN	1,246,714	6,229,179	1,347,971	12,986	4,607	14,545,706
MVLC	775,926	3,081,121	543,400	0	5,725	5,688,738
NOBLE	1,082,184	3,136,442	249,822	6,003	2,806	3,625,125
OCLN	792,991	2,880,683	481,697	6,305	387	5,081,740
SAILS	955,341	3,382,585	581,636	4,811	1,243	4,325,589

Totals:	9,831,573	33,586,188	4,255,786	48,989	19,531	48,673,270
----------------	-----------	------------	-----------	--------	--------	------------

NETWORK Facilities for 2005

Network	Training Lab	# Stations in Lab	Meeting Room?	# Seats in Mtg.Room
C/W MARS	Y	12	Y	70
CLAMS	Y	11	Y	30
FLO	N	0	N	0
MBLN	Y	15	Y	250
MLN	Y	12	Y	70
MVLC	Y	8	Y	50
NOBLE	Y	12	Y	80
OCLN	Y	2	Y	20
SAILS	Y	6	Y	100

Staffing as of June 30, 2005

Network	Number of Staff	Staff hours worked per week by all staff	FTE (35 hrs/wk)
C/W MARS	17	609.50	17.4
CLAMS	7	259.00	7.4
FLO	4	140.00	4.0
MBLN	2	70.00	2.0
MLN	14	510.00	14.6
MVLC	8	282.50	8.1
NOBLE	13	337.50	9.6
OCLN	7	217.50	6.2
SAILS	7	245.00	7.0

Totals:	79	2,671.00	76.3
---------	----	----------	------

Member Services Provided as of June 30, 2005

Number of Participating Libraries (#)

Network	Wireless Acc Support Lib PC's #	Wireless Acc Support Patron PC's #	Information & Referral Databases	Digital Archiving Services #	Lib Home Page Hosting #	Centralized PC Mgmt. #	On-site PC Support #	On-site Advising/ Consulting #
C/W MARS	Y 5	Y 1	Y 26	N 0	N 0	Y 161	Y 161	Y
CLAMS	N 0	N 0	N 0	N 0	N 0	N 0	N 0	Y
FLO	N 0	N 0	N 0	N 0	N 0	N 0	N 0	N
MBLN	Y 2	Y 2	Y 1	N 0	N 0	Y 1	Y 1	Y
MLN	Y 0	Y 3	Y 41	N 0	N 0	N 0	Y 41	Y
MVLC	N 0	N 0	Y 20	Y 1	Y 24	N 0	Y 29	Y
NOBLE	Y 5	Y 6	N 0	Y 14	Y 17	N 0	Y 16	Y
OCLN	N 0	N 0	Y 1	N 0	N 0	N 0	N 0	Y
SAILS	Y 1	Y 6	N 0	Y 6	Y 30	Y 40	Y 40	Y

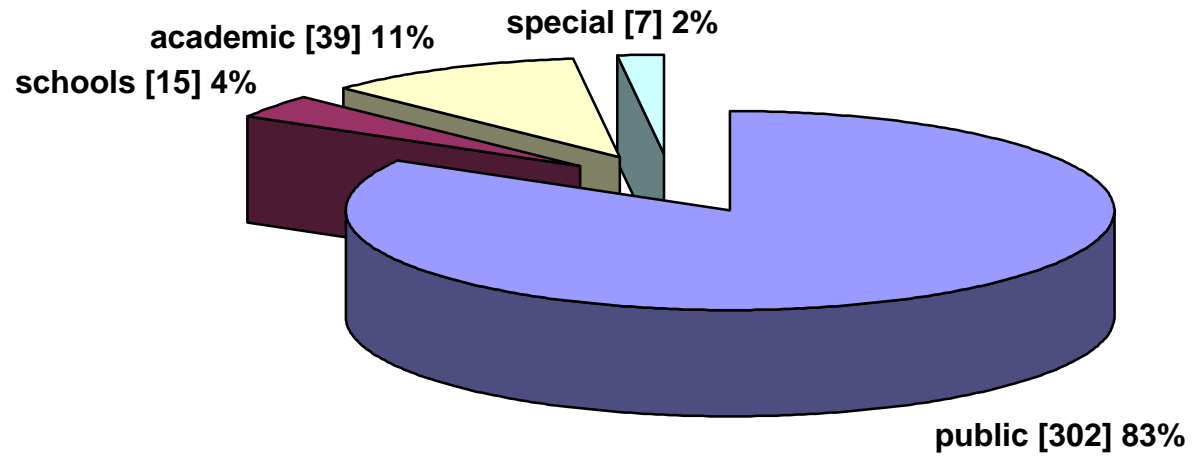
Total Number of Libraries Participating:	13	18	89	21	71	202	288	
--	----	----	----	----	----	-----	-----	--

Member Services Provided as of June 30, 2005

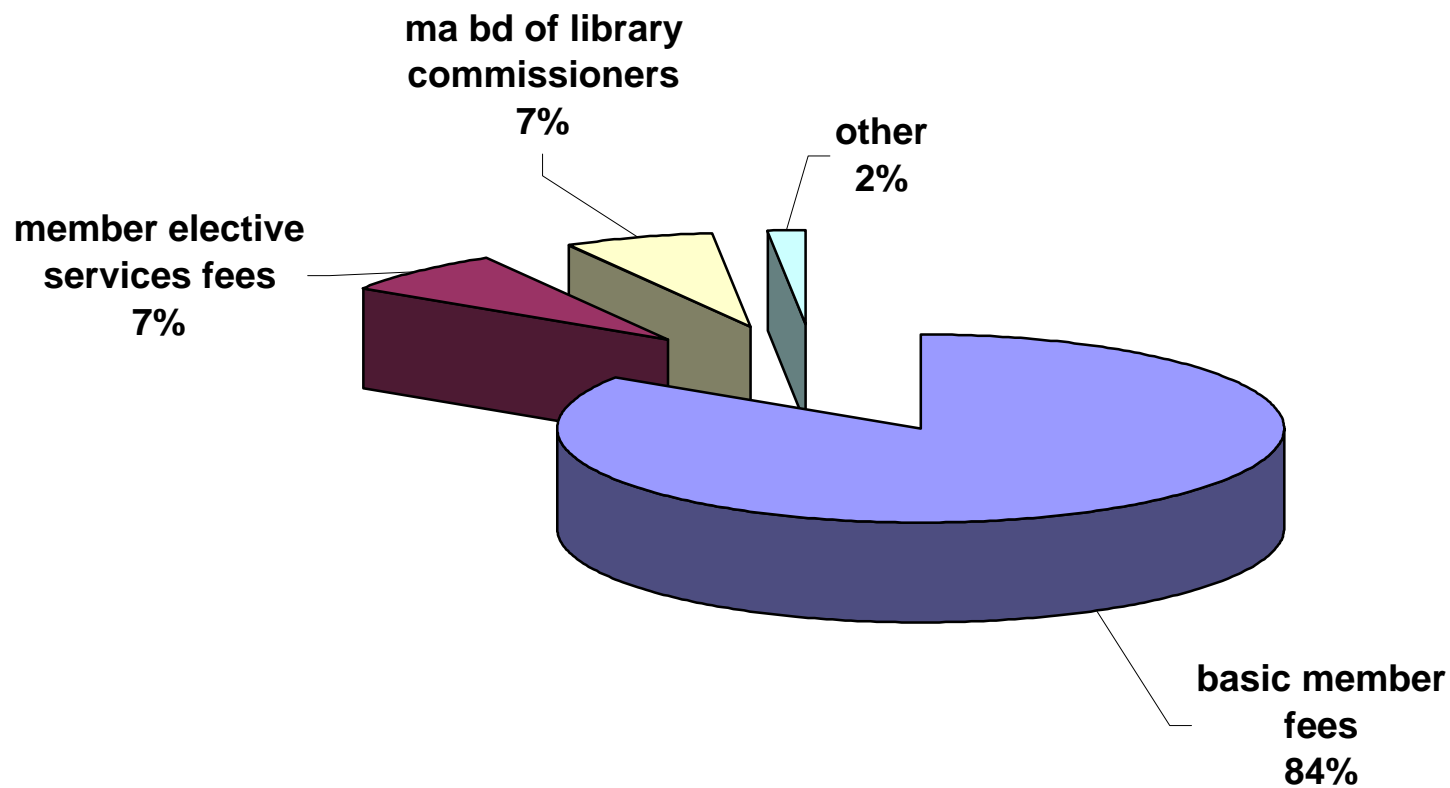
Network	Database Licenses				Continuing Education		Links From:			Time & Print Mgmt.	Authen-tication	Cataloging	Customized Reports
	Part of Member-ship	For Subgrps or Individuals	# of Data-bases	# Remote Access Databases	# Sessions	# Attendees	OPAC to ebooks	Online Journals	Online to OPAC				
C/W MARS	Y	N	1	1	110	1,650	Y	Y	Y	Y	Y	Y	Y
CLAMS	Y	N	1	1	44	206	Y	N	N	N	N	Y	Y
FLO	Y	Y	124	124	0	0	Y	Y	Y	N	N	N	Y
MBLN	Y	Y	1	1	4	8	N	N	Y	Y	Y	Y	Y
MLN	Y	Y	4	4	10	187	Y	Y	Y	Y	Y	Y	Y
MVLC	Y	Y	4	4	60	204	Y	N	Y	N	N	Y	Y
NOBLE	Y	Y	18	18	38	549	Y	N	Y	N	Y	Y	Y
OCLN	N	N	0	0	5	25	Y	N	N	N	Y	Y	Y
SAILS	Y	N	3	3	40	280	Y	N	N	N	N	Y	Y

Totals:			156	156	311	3,109							
---------	--	--	-----	-----	-----	-------	--	--	--	--	--	--	--

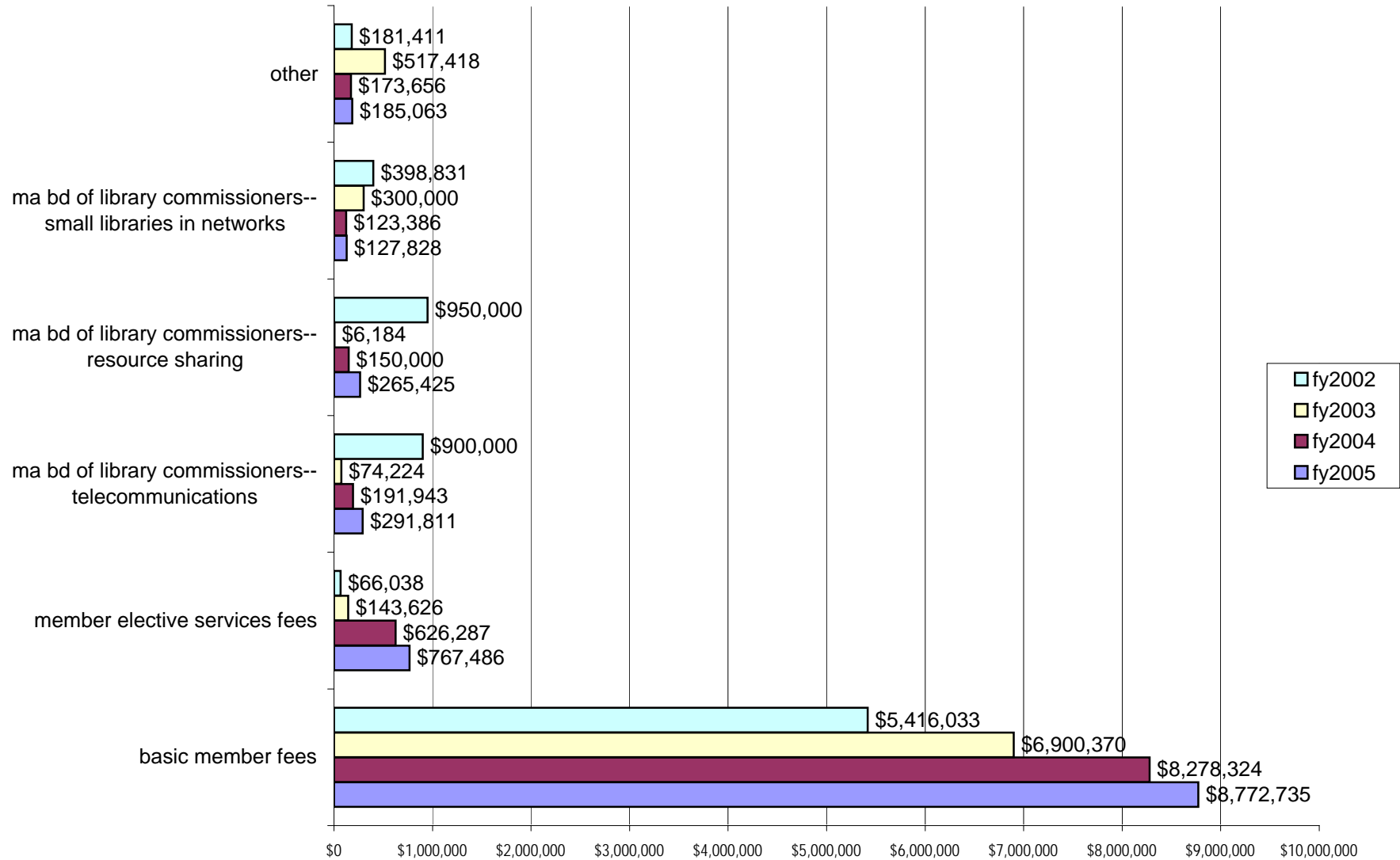
Appendix A-1 Network Membership by Type as of June 30, 2005



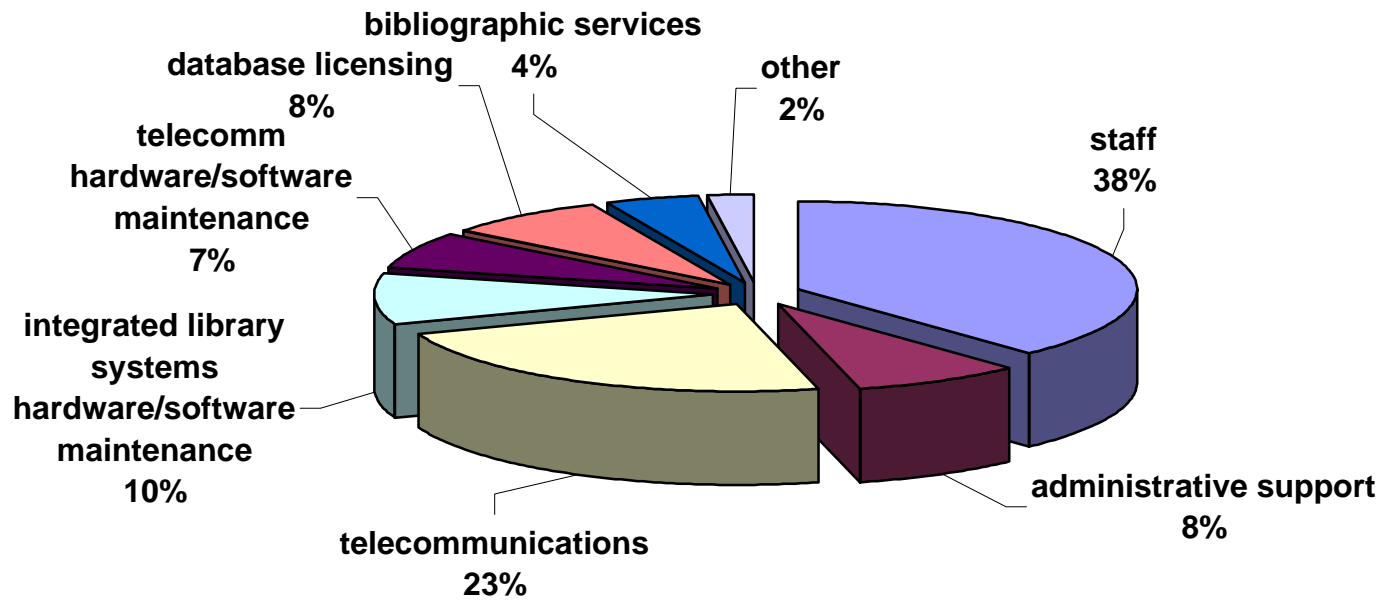
Appendix A-2 FY2005 Network Operating Income by Source



Appendix A-3 Network Operating Income by Source, FY2002 - FY2005

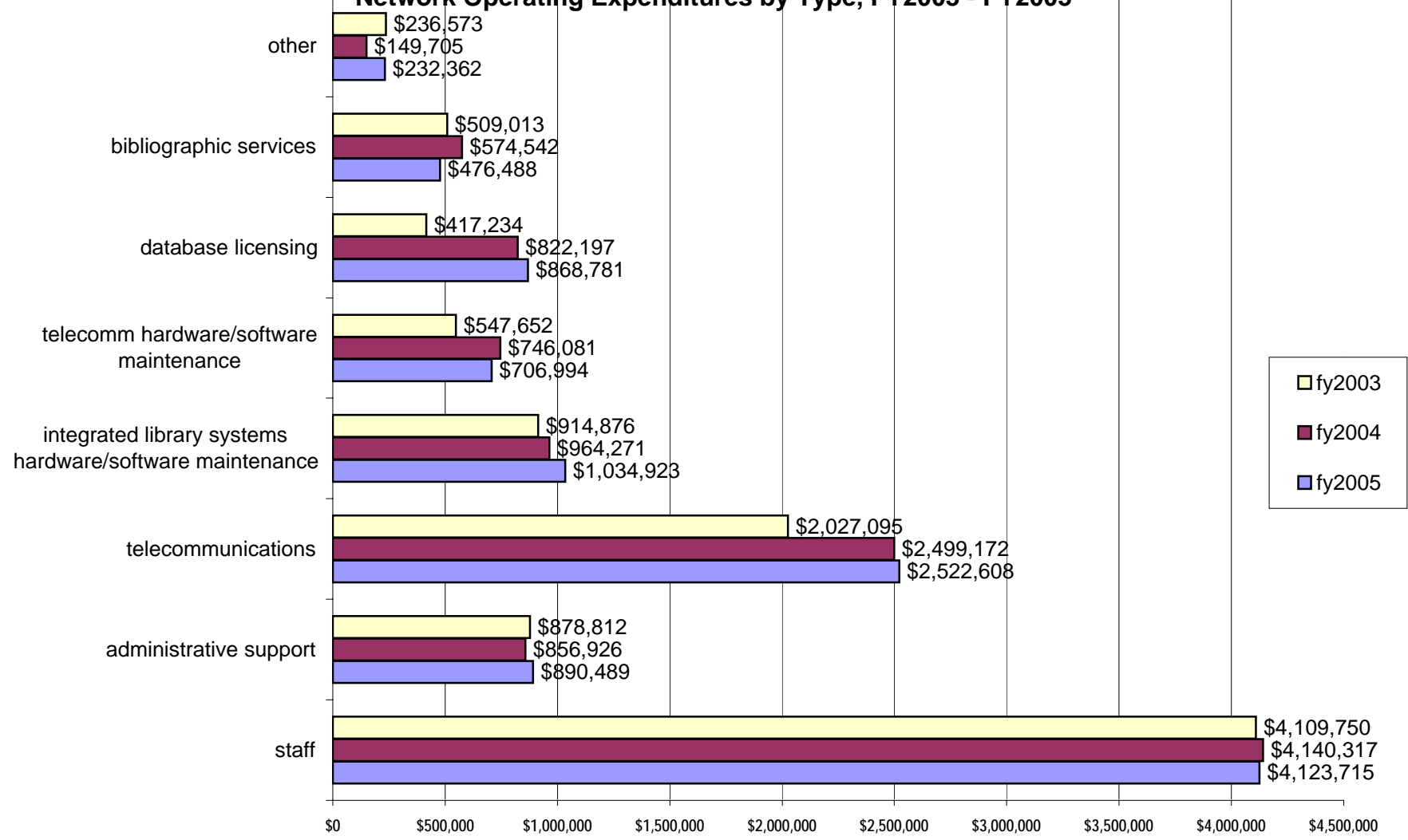


Appendix A-4 FY2005 Network Operating Expenditures by Type



Appendix A-5

Network Operating Expenditures by Type, FY2003 - FY2005



Appendix A-6
Staffing—FY2003 - FY2005

Network	Number of Staff (head count)			Staff hours worked per week by all staff			FTE (35 hrs/week)		
	FY2003	FY2004	FY2005	FY2003	FY2004	FY2005	FY2003	FY2004	FY2005
C/W MARS	21	19	17	674.50	642.00	609.5	19.3	18.3	17.4
CLAMS	7	7	7	280.00	280.00	259.00	8.0	8.0	7.4
FLO	4	4	4	140.00	140.00	140.00	4.0	4.0	4.0
MBLN	2	n/a	2	70.00	66.00	70.00	2.0	1.8	2.0
MLN	15	15	14	530.50	508.50	510.00	15.2	14.5	14.6
MVLC	8	8	8	282.50	282.50	282.50	8.1	8.0	8.1
NOBLE	13	12	13	336.62	390.00	337.50	9.6	11.1	9.6
OCLN	7	7	7	217.50	219.50	217.50	6.2	6.2	6.2
SAILS	7	7	7	245.00	245.00	245.00	7.0	7.0	7.0
Totals:	84	79	79	2,776.62	2,773.50	2,671.00	79.3	79.2	76.3

Appendix A-7
Capital Expenditures—FY2003 - FY2005

Network	Capital Expenditures		
	FY2003	FY2004	FY2005
C/W MARS	122,986	235,829	327,663
CLAMS	140,112	3,035	4,760
FLO	256,848	55,780	2,073
MBLN	0	0	0
MLN	766,989	0	50,086
MVLC	0	0	49,982
NOBLE	1,540	16,220	132,639
OCLN	5,522	33,469	44,057
SAILS	8,816	23,762	13,175
Totals:	1,302,813	368,095	624,435

**Appendix B--Definitions for Data
in the Networks Statistics Report, FY2005**

Column Heading	Definition
Members	Total number of network members.
Sites	Number of discrete physical buildings served by the network. Includes branch libraries, multiple campuses, and bookmobiles.
Public	One of the 370 Massachusetts public libraries.
Schools	Public or private, K-12 school library or school library media center.
Academic	Library in a public or private college or university, technical school, and medical or law school.
Special	Library in a business firm (law, sci-tech, consulting group, etc.), professional association, government agency, museum or other organized group; includes profit, not-for-profit, and non-profits.
Full Members	Full participant in the network according to existing rules and procedures of the network.
Mininets	In the C/W MARS network only, a public library serving a population under 10,000 or a school or academic library with a student FTE of under 1,000 that receives basic network services at a discounted cost with limited participation in network decision-making.
OLA	A library with a dedicated online connection to the network central site, that offers Internet access to the public and enters current acquisitions into the network database, but which does not circulate on the network and does not have its own vote.
Dial-up Members	A library with direct dial-up access to the network, but without a dedicated telecommunications link to the network. May or may not add holdings to the network database. Pays small annual assessment to obtain minimal participation in network.
Dial-up MLIN-1	A library with access to the Internet supported with state funds.
SLIN Internet Only	A library that obtains through a network a full-time on-line connection to the Internet only.
Member Fees Basic Fees	Fees paid by all members to belong to a network and for services common to all.
Member Fees Elective Svcs. (Fees)	Fees paid by members over and above basic membership fees to cover services only individual libraries choose to receive, such as databases or PC support.

Column Heading	Definition
MBLC Funds Telecomm.	State funds provided by the Massachusetts Board of Library Commissioners (MBLC) to offset for telecommunications costs.
MBLC Funds Net Resource Sh.	State funds provided by the MBLC to offset network resource sharing costs.
MBLC Funds Small Libs/Nets	State (or Federal) funds provided by the MBLC to offset the cost of network membership for certain public libraries serving populations of under 10,000.
Other Sources	Any additional sources of income including, but not limited to non-MBLC grants, endowments, gifts, investments, etc.
Tot Op Income	Sum of the network's operating revenues from all its sources.
Erate Received	Actual dollar figure of Erate discounts received during the fiscal year. This figure might not correspond to the total funding commitments that will have been awarded by the Schools and Libraries Division of the USAC for the corresponding program year.
Erate %	The average discount for telecommunications services for member libraries. Includes only libraries for whom discounts are received. The central site is not included in the calculation, unless the central site is located in a member library. The most recent telecommunications funding commitment is used.
Expenditures Staff	Includes salaries and wages before deductions, and benefits for all employees including social security, retirement, medical insurance, life insurance, unemployment insurance and compensation, guaranteed disability income protection, workmen's compensation, tuition, and housing benefits.
Expenditures Admin.Support	Rent and phone, etc.
Expenditures Telecomm.	Amount expended for each of the following telecommunications service types: Dial access, Small Libraries in Networks, Internet Only, Internet Access for central site, Remote-to-Host.
Expenditures ILS H/S Maint	Integrated Library Systems hardware/software maintenance. The cost of ongoing annual maintenance contracts for system server(s) (e.g., database, applications, mail, opac) and integrated library system vendor support contracts). Does not include original purchase/lease price.
Expenditures Tel. H/S Maint	Telecommunications hardware/software maintenance. Includes the cost of maintenance contracts (e.g., routers, switches, DSU's, network monitoring services) but not the original purchase/lease price.
Expenditures Database Lic.	Money paid to vendors for purchase/lease/access for online database licenses for members. For example, Syndetics, OPAC content enhancement services.

Column Heading	Definition
Expenditures Biblio.Svcs.	Annual fees paid to NELINET/OCLC.
Expenditures Total Operating	Sum of the operating expenditures from the network's budget for personnel, telecommunications, maintenance, licensing, annual fees and other operating expenditures.
Network Telecommunication Expenditures	The total reported on the 'Telecommunications Report' for each of the telecommunications service types: Dial access, Small Libraries in Networks, Internet Only Libraries, Internet Access for the central site, Remote-to-Host. (Before Erate discounts).
Capital expenditures	Funds used for acquisition of or addition to fixed assets such as building sites, new buildings, additions, new equipment, initial book stock, furnishings for new or expanded buildings, and new vehicles. Does not include replacement or repair of existing furnishings, equipment, regular purchase of library materials, and investments for capital appreciation. Does not include LSTA capital grants.
Bibliographic Database Number of Titles	Individual bibliographic records in the network's database regardless of the format of the item. Excludes authority control records and community I&R records.
Bibliographic Database Number of Items	The number of item or holdings records, regardless of format. Records that reflect periodical holdings are included
Electronically Facilitated ILL's Network Transfers	Loan of materials on request between member libraries in a single network. Includes materials loaned to dial access or online affiliate libraries if the request is made through a hold, E-mail, or equivalent method on the network's system., as well as material loaned by member libraries of the network to libraries in other Massachusetts networks if the request is made through a hold, E-mail or equivalent method on the network's system. Transfers within a municipal public library system (i.e., from branch to branch, branch to main or main to branch) are not included.
Electronically Facilitated ILL's From Virtual Catalog	Loan of materials on request from the MLIN virtual catalog.
Electronically Facilitated ILL's Point-to-Point	Loan of materials on request with the transaction taking place directly between the borrowing and lending libraries with no intermediary and not facilitated by the virtual catalog.
Total Circulation	Total annual circulation during FY2005.
Training Lab (Y/N)	Is there a facility outfitted with computer workstations that access the network system and the Internet and are used to train network member library staff, Y/N.
# Stations in Lab	The number of computer workstations in the lab.
Meeting Room (Y/N)	Is there a general purpose meeting room, Y/N.
# Seats in Mtg. Room	Number of persons the meeting room can accommodate.

Column Heading	Definition
Number of Staff	Number of paid staff in all positions (headcount).
Staff hours worked per week by all staff	Total number of hours worked in a typical week by all paid staff.
FTE (35 hrs/wk)	Full-Time equivalency This is computed by totaling the hours worked in a typical week by all paid staff and dividing by 35.
Wireless Acc Support Lib PC's	Indicates whether the network supported wireless access in member libraries for PC's provided by the library.
Wireless Acc Support Patron's PC's	Indicates whether the network supported wireless access in member libraries for PC's provided by library patrons.
Information & Referral Databases	Indicates whether the network hosted a community information and referral database for its members.
Digital Archiving Services	Indicates whether the network provided and supported a software application dedicated to digital materials, (image collections, audio files, binary files) such as SIRSI Hyperion or dynix "Digital Library."
Lib Home Page Hosting	Indicates whether the network provided hosted web sites for member libraries. Does not include templated pages with information on each library (such as hours, phone number). Includes home pages the network allowed the library to maintain content and/or customize the information on a regular basis.
Centralized PC Mgmt.	Indicates whether the network used systems management server software or similar applications to monitor or inventory connected workstations in member libraries and/or distribute new versions of client software applications to member libraries.
On-site PC support	Indicates whether the network sent out staff or contractual personnel to support connected PC's in member libraries.
On-site Advising/Consulting	Indicates whether the network sent out staff or contractual personnel to provide advisory or consulting services in the member library.
Database Licenses Part of membership (Y/N)	Indicates whether the network licensed databases as part of the basic membership fee.
Database Licenses For subgroups or individuals (Y/N)	Indicates whether the network licensed some databases only for groups of members or individual libraries for an added fee.
Database Licenses # of Databases	The number of databases licensed with in-library access.
Database Licenses # Remote Access Databases	The number of databases licensed with remote access.

Column Heading	Definition
Continuing Education	Regular (year-round) workshop opportunities the network provided for its members. This may include workshops on ILS applications for staff, OPAC searching, searching databases provided by the network, homepage creation, etc.) Does not include one-time training for new system software upgrades or training in preparation for migration to a new ILS.
Continuing Education # Sessions	Number of sessions held.
Continuing Education # Attendees	Number of people attending the continuing education sessions.
Links from: OPAC to ebooks	Indicates whether the network OPAC had ebook MARC records loaded in its OPAC with hyperlinks to the specific eBook (e.g., via MARC 856 field).
Links from: OPAC to Online Journals	Links from OPAC to online journals and databases with fulltext Indicates whether the network had links from serials OPAC records to online periodical content such as Infotrac.
Links from: Online databases to OPAC	Links from online journals and databases with fulltext to OPAC Indicates whether the network had links from online periodical content in separately subscribed online journals or fulltext database to its OPAC.
Time & Print Management (Y/N)	Indicates whether the network provides time or print management for member libraries.
Authentication (Y/N)	Indicates whether the network provides authentication for member libraries.
Cataloging (Y/N)	Indicates whether the network provides cataloging for member libraries.
Customized Reports (Y/N)	Indicates whether the network provides customized reports for member libraries.

List of Network Members as of June 30, 2005

Network	Member Name	Type	Network	Member Name	Type
---------	-------------	------	---------	-------------	------

C/WMARS	Adams Free Library	On-line aff
C/WMARS	Agawam Public Library	Full
C/WMARS	American International College, Shea Memorial Library, Paxton	Full
C/WMARS	Anna Maria College, Mondor-Eagen Library, Paxton	Full
C/WMARS	Ashby Free Public Library	On-line aff
C/WMARS	Athol Public Library	On-line aff
C/WMARS	Auburn Public Library	Full
C/WMARS	Ayer Public Library	Full
C/WMARS	Bancroft Memorial Library, Hopedale	Mini-net
C/WMARS	Beals Memorial Library , Winchendon	Mini-net
C/WMARS	Beaman Memorial Public Library, West Boylston	On-line aff
C/WMARS	Becket Athenaeum	Internet
C/WMARS	Bellingham Public Library	Full
C/WMARS	Berkshire Athenaeum, Pittsfield	Full
C/WMARS	Berkshire Community College, Jonathan Edwards Library, Pittsfield	Full
C/WMARS	Berlin Public Library	Mini-net
C/WMARS	Bigelow Free Public Library, Clinton	On-line aff
C/WMARS	Blackstone Public Library	Mini-net
C/WMARS	Bolton Public Library	Mini-net
C/WMARS	Boylston Public Library	On-line aff
C/WMARS	Boynton Public Library, Templeton	On-line aff

C/WMARS	Buckland Public Library	Mini-net
C/WMARS	Bushnell-Sage Memorial Library, Sheffield	Mini-net
C/WMARS	Carnegie Public Library, Montague	Mini-net
C/WMARS	Central Massachusetts Regional Library System	Full
C/WMARS	Charlton Public Library	On-line aff
C/WMARS	Chester C. Corbin Public Library, Webster	Full
C/WMARS	Chicopee Public Library	Full
C/WMARS	Clapp Memorial Library, Belchertown	Full
C/WMARS	Clarksburg Town Library	Mini-net
C/WMARS	Conant Public Library, Sterling	Mini-net
C/WMARS	Cooley Dickinson Hospital, Richard H. Dolloff Medical Library, Northampton	On-line aff
C/WMARS	Cushman Library, Bernardston	Mini-net
C/WMARS	Dalton Free Public Library	Mini-net
C/WMARS	David and Joyce Milne Public Library, Williamstown	Mini-net
C/WMARS	Dickinson Memorial Library, Northfield	Mini-net
C/WMARS	East Brookfield Public Library	On-line aff
C/WMARS	East Longmeadow Public Library	Full
C/WMARS	Edwards Public Library, Southampton	Mini-net
C/WMARS	Egremont Free Library	Internet
C/WMARS	Elms College, Alumnae Library, Chicopee	Full
C/WMARS	Emily Williston Mem. Library and Museum , Easthampton	Full

List of Network Members as of June 30, 2005

Network	Member Name	Type	Network	Member Name	Type
---------	-------------	------	---------	-------------	------

C/WMARS	Erving Public Library	On-line aff
C/WMARS	Fitchburg Public Library	Full
C/WMARS	Florida Free Library	On-line aff
C/WMARS	Fobes Memorial Library, Oakham	On-line aff
C/WMARS	Forbes Library, Northampton	Full
C/WMARS	Forbush Memorial Library, Westminster	Mini-net
C/WMARS	Frederick Sargeant Huntington Library, Worthington	Internet
C/WMARS	Frontier Regional School, South Deerfield	Mini-net
C/WMARS	Gale Free Library, Holden	Full
C/WMARS	George Fingold Library, State Library of Massachusetts	Full
C/WMARS	Gilbertville Public Library, Hardwick	Internet
C/WMARS	Goodwin Memorial Library Hadley	Mini-net
C/WMARS	Goshen Free Public Library	Internet
C/WMARS	Grafton Public Library	Full
C/WMARS	Granby Free Public Library	Mini-net
C/WMARS	Granville Public Library	On-line aff
C/WMARS	Graves Memorial Library, Sunderland	Mini-net
C/WMARS	Greenfield Community College Library/Learning Res Ctr.	Full
C/WMARS	Greenfield Public Library	Full
C/WMARS	Griswold Memorial Library, Colrain	Mini-net
C/WMARS	Groton Public Library	On-line aff

C/WMARS	Hamilton Memorial Library, Chester	Internet
C/WMARS	Hampden Free Public Library	On-line aff
C/WMARS	Harvard Public Library	Full
C/WMARS	Haston Free Public Library, North Brookfield	Mini-net
C/WMARS	Hatfield Public Library	On-line aff
C/WMARS	Hazen Memorial Library, Shirley	Mini-net
C/WMARS	Heath Free Public Library	Internet
C/WMARS	Hinsdale Public Library	On-line aff
C/WMARS	Holland Public Library	On-line aff
C/WMARS	Holyoke Community College Library/Donahue Building	Full
C/WMARS	Holyoke Public Library	Full
C/WMARS	Hopkinton Public Library	Full
C/WMARS	Hubbard Memorial Library, Ludlow	Full
C/WMARS	Hubbardston Public Library	Mini-net
C/WMARS	Hudson Public Library	Full
C/WMARS	Jacob Edwards Library, Southbridge	Full
C/WMARS	Jones Library Inc, Amherst	Full
C/WMARS	Joshua Hyde Public Library, Sturbridge	On-line aff
C/WMARS	Lawrence Library, Pepperell	Full
C/WMARS	Lee Library Association	Mini-net
C/WMARS	Leicester Public Library	On-line aff
C/WMARS	Lenox Library Association	Full

List of Network Members as of June 30, 2005

Network	Member Name	Type	Network	Member Name	Type
---------	-------------	------	---------	-------------	------

C/WMARS	Leominster Public Library	Full
C/WMARS	Leverett Library	Mini-net
C/WMARS	Levi Heywood Memorial Library, Gardner	Full
C/WMARS	M.N. Spear Memorial Library, Shutesbury	On-line aff
C/WMARS	Marlborough Public Library	Full
C/WMARS	Mason Library, Great Barrington	On-line aff
C/WMARS	Massachusetts College of Liberal Arts, Eugene L. Freel	Full
C/WMARS	Meekins Public Library, Williamsburg	Mini-net
C/WMARS	Merriam-Gilbert Public Library, West Brookfield	Mini-net
C/WMARS	Merrick Public Library, Brookfield	On-line aff
C/WMARS	Milford Town Library	Full
C/WMARS	Millbury Public Library	Full
C/WMARS	Millville Free Public Library	Mini-net
C/WMARS	Monson Free Library and Reading Room Association	Mini-net
C/WMARS	Montague Public Libraries	Mini-net
C/WMARS	Mount Wachusett Community College Library, Gardner	Full
C/WMARS	New Salem Public Library	On-line aff
C/WMARS	North Adams Public Library	Full
C/WMARS	Northborough Free Library	Full
C/WMARS	Oxford Free Public Library	Full
C/WMARS	Palmer Public Library	Full

C/WMARS	Pathfinder Regional Vocational Technical High School , Palmer	On-line aff
C/WMARS	Pearle L. Crawford Memorial Library , Dudley	Mini-net
C/WMARS	Peru Library	Internet
C/WMARS	Petersham Memorial Library	On-line aff
C/WMARS	Princeton Public Library	Mini-net
C/WMARS	Quinsigamond Community College, Worcester	Full
C/WMARS	Richard Salter Storrs Library Longmeadow	Full
C/WMARS	Richard Sugden Public Library, Spencer	On-line aff
C/WMARS	Richards Memorial Library, Paxton	On-line aff
C/WMARS	Richmond Free Public Library	Mini-net
C/WMARS	Ritter Memorial Library, Lunenburg	Mini-net
C/WMARS	Rutland Free Public Library	On-line aff
C/WMARS	Sargent Memorial Library, Boxborough	Mini-net
C/WMARS	Shelburne Arms Library	Internet
C/WMARS	Shelburne Free Public Library	Mini-net
C/WMARS	Shrewsbury Public Library	Full
C/WMARS	Simon Fairfield Public Library, Douglas	On-line aff
C/WMARS	South Hadley Public Library	Full
C/WMARS	Southborough Library	Mini-net
C/WMARS	Southwick Public Library	On-line aff
C/WMARS	Springfield Library	Full
C/WMARS	Springfield Technical Community College Library	Full

List of Network Members as of June 30, 2005

Network	Member Name	Type	Network	Member Name	Type
---------	-------------	------	---------	-------------	------

C/WMARS	Stockbridge Library Association	On-line aff
C/WMARS	Sutton Free Public Library	On-line aff
C/WMARS	Taft Public Library, Mendon	On-line aff
C/WMARS	Thayer Memorial Library, Lancaster	Mini-net
C/WMARS	Tilton Library, Deerfield	On-line aff
C/WMARS	Townsend Public Library	Mini-net
C/WMARS	Upton Town Library	Mini-net
C/WMARS	Uxbridge Free Public Library	Full
C/WMARS	Wales Public Library	On-line aff
C/WMARS	Warren Public Library	On-line aff
C/WMARS	Warwick Free Public Library	On-line aff
C/WMARS	Wendell Free Library	On-line aff
C/WMARS	West Springfield Public Library	Full
C/WMARS	West Stockbridge Library	Internet
C/WMARS	Westborough Public Library	Full
C/WMARS	Western Massachusetts Regional Library System	Full
C/WMARS	Westfield Athenaeum	Full
C/WMARS	Westhampton Memorial Library	Mini-net
C/WMARS	Wheeler Memorial Library, Orange	Mini-net
C/WMARS	Whitinsville Social Library, Northbridge	On-line aff
C/WMARS	Wilbraham Public Library	Full
C/WMARS	Woods Memorial Library, Barre	On-line aff

C/WMARS	Worcester Public Library	Full
C/WMARS	Young Men's Library Association, Ware	Mini-net
CLAMS	Brewster Ladies' Library Association	Full
CLAMS	Brooks Free Library, Harwich	Full
CLAMS	Cape Cod Community College, Wilkins Library	Full
CLAMS	Centerville Public Library, Barnstable	Full
CLAMS	Cotuit Library, Barnstable	Full
CLAMS	Dennis Public Library	Full
CLAMS	Eastham Public Library	Full
CLAMS	Edgartown Free Public Library	Full
CLAMS	Eldredge Public Library, Chatham	Full
CLAMS	Falmouth Public Library	Full
CLAMS	Harwich Port Library Association	Dial-up
CLAMS	Hyannis Public Library Association, Barnstable	Full
CLAMS	Jonathan Bourne Public Library, Bourne	Full
CLAMS	Marstons Mills Public Library, Barnstable	Full
CLAMS	Mashpee Public Library	Full
CLAMS	Nantucket Atheneum	Full
CLAMS	Oak Bluffs Public Library	Full
CLAMS	Osterville Free Library, Barnstable	Full
CLAMS	Provincetown Public Library	Full
CLAMS	Snow Library, Orleans	Full

Network	Member Name	Type	Network	Member Name	Type
---------	-------------	------	---------	-------------	------

CLAMS	Sturgis Library, Barnstable	Full
CLAMS	Truro Public Library	Full
CLAMS	Vineyard Haven Public Library, Tisbury	Full
CLAMS	Wellfleet Public Library	Full
CLAMS	Whelden Memorial Library, Barnstable	Full
CLAMS	Yarmouth Town Libraries	Full
FLO	Emerson College Library	Full
FLO	Emmanuel College, Cardinal Cushing Library	Full
FLO	Lesley University, Ludcke Library	Full
FLO	Massachusetts College of Art, Morton R. Godine Library	Full
FLO	Massachusetts College of Pharmacy and Health Sciences	Full
FLO	Museum of Fine Arts, William Morris Hunt Memorial Lib.	Full
FLO	New England Conservatory of Music, H. Spaulding Library	Full
FLO	Wentworth Institute of Technology, Alumni Library	Full
FLO	Wheelock College Library	Full
MBLN	Boston Public Library	Full
MBLN	Boston Public Schools	Full
MBLN	Chelsea Public Library	Full
MBLN	Malden Public Library	Full
MBLN	Newman School Library	Full

MBLN	Roxbury Community College Library	Full
MBLN	State Transportation Library	Full
MLN	Acton Memorial Library	Full
MLN	Ashland Public Library	Full
MLN	Bedford Free Public Library	Full
MLN	Belmont Public Library	Full
MLN	Brookline Public Library	Full
MLN	Cambridge Public Library	Full
MLN	Cary Memorial Library, Lexington	Full
MLN	Concord Free Public Library	Full
MLN	Dean College, E. Ross Anderson Library	Full
MLN	Dedham Public Library	Full
MLN	Dover Town Library	Full
MLN	Framingham Public Library	Full
MLN	Framingham State College, Henry Whittmore Library	Full
MLN	Franklin Public Library	Full
MLN	Goodnow Public Library, Sudbury	Full
MLN	Holliston Public Library	Full
MLN	Lasell College, Brennan Library	Full
MLN	Lincoln Public Library	Full
MLN	Massachusetts Bay Community College, Perkins Library	Full

List of Network Members as of June 30, 2005

Network	Member Name	Type	Network	Member Name	Type
---------	-------------	------	---------	-------------	------

MLN	Maynard Public Library	Full
MLN	Medfield Memorial Library	Full
MLN	Medford Public Library	Full
MLN	Medway Public Library System	Full
MLN	Millis Public Library	Full
MLN	Morrill Memorial Library, Norwood	Full
MLN	Morse Institute Library, Natick	Full
MLN	Mt. Ida College Libraries	Full
MLN	Needham Free Public Library	Full
MLN	Newbury College Library	Full
MLN	Newton Free Library	Full
MLN	Randall Library, Stow	Full
MLN	Robbins Library, Arlington	Full
MLN	Somerville Public Library	Full
MLN	Waltham Public Library	Full
MLN	Watertown Free Public Library	Full
MLN	Wayland Free Public Library	Full
MLN	Wellesley Free Library	Full
MLN	Weston Public Library	Full
MLN	Westwood Public Library	Full
MLN	Winchester Public Library	Full
MLN	Woburn Public Library	Full

MVLC	Amesbury Public Library	Full
MVLC	Billerica Public Library	Full
MVLC	Boxford Town Library	Full
MVLC	Burlington Public Library	Full
MVLC	Chelmsford Public Library	Full
MVLC	Dunstable Free Public Library	Full
MVLC	Flint Memorial Library, North Reading	Full
MVLC	Flint Public Library, Middleton	Full
MVLC	G. A. R. Memorial Library, West Newbury	Full
MVLC	Gleason Public Library, Carlisle	Full
MVLC	Hamilton-Wenham Public Library	Full
MVLC	Haverhill Public Library	Full
MVLC	Ipswich Public Library	Full
MVLC	J. V. Fletcher Library, Westford	Full
MVLC	Langley Adams Library, Groveland	Full
MVLC	Lawrence Public Library	Full
MVLC	Manchester-By-The-Sea Public Library	Full
MVLC	Memorial Hall Library, Andover	Full
MVLC	Merrimac Public Library	Full
MVLC	Moses Greeley Parker Memorial Library, Dracut	Full
MVLC	Nevins Memorial Library, Methuen	Full
MVLC	Newbury Town Library	Full

List of Network Members as of June 30, 2005

Network	Member Name	Type	Network	Member Name	Type
---------	-------------	------	---------	-------------	------

MVLC	Newburyport Public Library	Full
MVLC	Peabody Library, Georgetown	Full
MVLC	Reuben Hoar Library, Littleton	Full
MVLC	Rockport Public Library	Full
MVLC	Rowley Free Public Library	Dial-Up
MVLC	Salisbury Public Library	Full
MVLC	Samuel S. Pollard Memorial Library, Lowell	Full
MVLC	Stevens Memorial Library, North Andover	Full
MVLC	T.O.H.P. Burnham Free Library, Essex	Full
MVLC	Tewksbury Public Library	Full
MVLC	Topsfield Town Library	Full
MVLC	Tyngsborough Public Library	Full
MVLC	Wilmington Memorial Library	Full
NOBLE	Abbot Public Library, Marblehead	Full
NOBLE	Beverly Public Library	Full
NOBLE	Bunker Hill Community College Library	Full
NOBLE	Endicott College, Dianne M. Halle Library	Full
NOBLE	Gloucester Lyceum & Sawyer Free Library	Full
NOBLE	Gordon College, Jenks Learning Resource Center	Full
NOBLE	Lucius Beebe Memorial Library, Wakefield	Full
NOBLE	Lynn Public Library	Full
NOBLE	Lynnfield Public Library	Full

NOBLE	Massachusetts Board of Library Commissioners	Full
NOBLE	Melrose Public Library	Full
NOBLE	Merrimack College, McQuade Library	Full
NOBLE	Middlesex Community College Libraries	Full
NOBLE	Montserrat College of Art, Paul M. Scott Library	Full
NOBLE	North Shore Community College Learning Resource Ctr.	Full
NOBLE	Northern Essex Community College, Libraries	Full
NOBLE	Parlin Memorial Library, Everett	Full
NOBLE	Peabody Institute Library	Full
NOBLE	Peabody Institute Library, Danvers	Full
NOBLE	Reading Public Library	Full
NOBLE	Revere Public Library	Full
NOBLE	Salem Public Library	Full
NOBLE	Salem State College Library	Full
NOBLE	Saugus Public Library	Full
NOBLE	Stoneham Public Library	Full
NOBLE	Swampscott Public Library	Full
NOBLE	Winthrop Public Library	Full
OCLN	Abington Public Library	Full
OCLN	Avon Public Library	Full
OCLN	Brockton Public Library System	Full
OCLN	Canton Public Library	Full

Network	Member Name	Type	Network	Member Name	Type
---------	-------------	------	---------	-------------	------

OCLN	Duxbury Free Library	Full
OCLN	Eastern Nazarene College, Nease Library	Full
OCLN	Hingham Public Library	Full
OCLN	Holbrook Public Library	Full
OCLN	Hull Public Library	Full
OCLN	John Curtis Free Library, Hanover	Full
OCLN	Kingston Public Library	Full
OCLN	Massasoit Community College Library	Full
OCLN	Milton Public Library	Full
OCLN	Norwell Public Library	Full
OCLN	Paul Pratt Memorial Library, Cohasset	Full
OCLN	Plymouth Public Library	Full
OCLN	Rockland Memorial Library	Full
OCLN	Sandwich Public Library	Full
OCLN	Scituate Town Library	Full
OCLN	Sharon Public Library	Full
OCLN	Stoughton Public Library	Full
OCLN	Thayer Public Library, Braintree	Full
OCLN	Thomas Crane Public Library, Quincy	Full
OCLN	Tufts Library, Weymouth	Full
OCLN	Turner Free Library, Randolph	Full
OCLN	Ventress Memorial Library, Marshfield	Full

OCLN	Walpole Public Library	Full
OCLN	Whitman Public Library	Full
SAILS	Ames Free Library of Easton, Inc., Easton	Full
SAILS	Attleboro High School	Full
SAILS	Attleboro Public Library	Full
SAILS	Berkley Public Library	Full
SAILS	Blanding Free Public Library, Rehoboth	Full
SAILS	Boyden Library, Foxborough	Full
SAILS	Bridgewater Public Library	Full
SAILS	Bristol Community College Learning Resources Center	Full
SAILS	Carver Public Library	Full
SAILS	Dartmouth Public Libraries	Full
SAILS	Dighton Public Library	Full
SAILS	East Bridgewater Public Library	Full
SAILS	East Bridgewater School Department	Full
SAILS	Elizabeth Taber Memorial Library, Marion	Full
SAILS	Fall River Public Library	Full
SAILS	Fall River School Department	Full
SAILS	Fiske Public Library, Wrentham	Full
SAILS	Foxborough School Department	Full
SAILS	Freetown Public Libraries	Full
SAILS	Hanson Public Library	Full

Network	Member Name	Type	Network	Member Name	Type
---------	-------------	------	---------	-------------	------

SAILS	Holmes Public Library, Halifax	Full
SAILS	Joseph H. Plumb Memorial Library, Rochester	Full
SAILS	Lakeville Free Public Library	Full
SAILS	Mansfield Public Library	Full
SAILS	Massachusetts Maritime Academy, Hurley Library	Full
SAILS	Mattapoisett Public Library	Full
SAILS	Middleborough Public Library	Full
SAILS	Millicent Library, Fairhaven	Full
SAILS	New Bedford Free Public Library	Full
SAILS	New Bedford School Department	Full
SAILS	Norfolk Public Library	Full
SAILS	Norfolk School Department	Full
SAILS	Norton Public Library	Full
SAILS	Pembroke Public Library	Full
SAILS	Plainville Public Library	Full
SAILS	Plainville School Department	Full
SAILS	Plympton Public Library	Full
SAILS	Raynham Public Library	Full
SAILS	Richards Memorial Library, North Attleborough	Full
SAILS	Russell Memorial Library, Acushnet	Full
SAILS	Seekonk Public Library	Full
SAILS	Seekonk School Department	Full

SAILS	Somerset Public Library	Full
SAILS	Southeastern Massachusetts Library System	Full
SAILS	Swansea Free Public Library	Full
SAILS	Taunton High School	Full
SAILS	Taunton Public Library	Full
SAILS	Wareham Free Library	Full
SAILS	West Bridgewater Public Library	Full
SAILS	Westport Free Public Library	Full
SAILS	Wrentham Public Schools	Full

Massachusetts Public Library Data Reports:

Children's Services, xxxx Data (available in February)

Selected statistics related to children's services including staffing, programming, holdings and circulation.

Circulation and Holdings Report, FYxxxx (available in January)

Various public library circulation and holdings raw data. Also includes circulation per FTE, per hour open and per capita and holdings per capita data.

Education & Staffing Report, 7-1-xxxx (available in January)

Public library staffing levels and distribution of the staff's highest educational level. Staffing level data includes: total full-time equivalencies (FTE), number full time and part time, and FTE for MLS, librarian, children's librarian and non-custodian positions as well as total hours open per non-custodian FTE. Director's education level and length of work week are displayed.

Electronic Services, FYxxxx Data (available in May)

Selected statistics related to electronic services including: web page hits, uses of electronic resources, electronic subscriptions and materials in electronic format.

Featured Reports, FYxxxx Data (available in the spring)

Reports on changing topics present public library data not displayed in other reports.

Financial Statistics Report, FYxxxx Data (available in February)

Raw and per capita figures for each reporting public library's (including branches) total municipal appropriation, operating income, and salary, materials, other and total operating expenditures. Also included are percent of total operating expenditures spent for salaries, materials and other expenditures.

The FYxxxx Municipal Pie...What's Your Share? (available in March)

Relates the amount expended from the general fund by each city and town on public library service, to the amount expended to operate the entire municipality.

Public Library Outlets, FYxxxx Data (available in May)

Selected statistics relating to public library outlets including: staffing, holdings and circulation.

Rankings Report, xxxx Data (available in March)

Each municipality's rank within its population group and within the entire state based on its library's per capita values for certain income and expenditure data. For services, the indicators are: FTE per 10,000 population, MLS FTE per 10,000, hours open per week, direct and total circulation per capita and holdings per capita.

Salaries Report, 7-1-xxxx (available in January)

Hourly minimum and maximum salaries for up to 17 public library position classifications from Library Director to Custodian. Annual salary for the Library Director is also displayed.

Services Report, FYxxxx (available in January)

Services data includes number of terminals with Internet, average weekly visits, reference questions and hours open. Counts are provided for weekend days open, branches, adult and children's programs and attendance. Average hours open on weekends is also shown.

Summary Tables and Graphs, xxxx Data (available in March)

Statewide, population group and regional totals of various incomes, expenditures, holdings, circulation, services and staffing data. Subject index provided.

Massachusetts Academic Library Data, Fall xxxx, Selected Statistics (available biennially)

Massachusetts Automated Resource Sharing Networks Report, FYxxxx (available in the winter)

Massachusetts School Library Media Center Report, Fall xxxx (available in May)

Massachusetts Special Library Statistics Report, FYxxxx Data (available in November)

The reports are available in PDF format and the related spreadsheet and database files are available for downloading from the Board's web site (<http://mblc.state.ma.us/advisory/statistics/index.php>)