

**Commonwealth of Massachusetts
Board of Library Commissioners**

98 North Washington Street • Boston, Massachusetts 02114
617 725-1860 • 800 952-7403 (in-state only) • FAX 617 725-0140

MASSACHUSETTS LIBRARY DATA

Automated Resource Sharing Networks Report FY2007 (July 1, 2006 - June 30, 2007)

**Compiled: May, 2008
Distributed: June 5, 2008**

Dr. Em Claire Knowles, Chairman
George T. Comeau, Esq., Vice Chairman
Katherine K. Dibble, Secretary

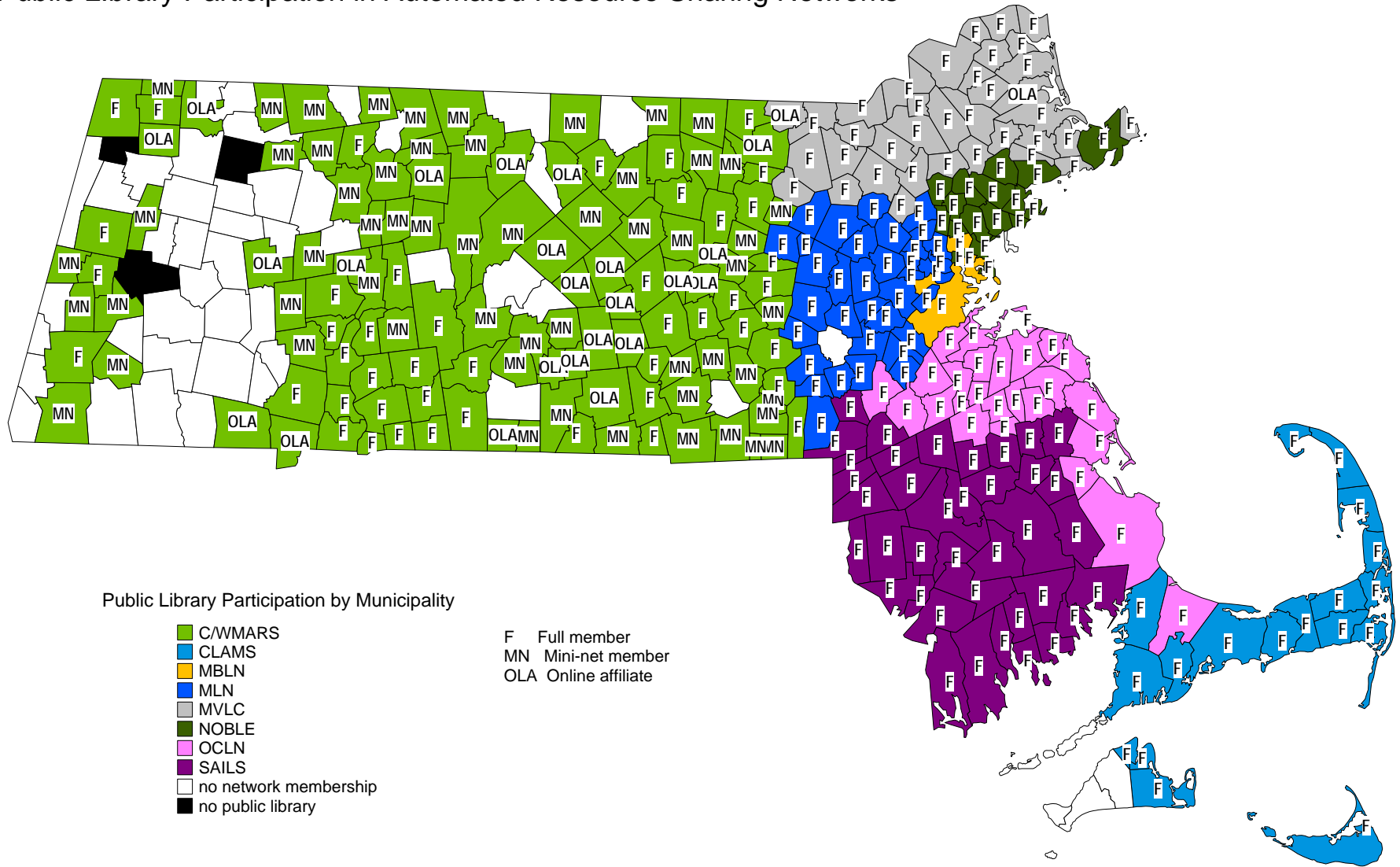
Carol Caro
Richard D. Dunbar
Vicki L. Kaufman
Francis R. Murphy
Mary Rose Quinn
Irving H. Zangwill

Massachusetts Board of Library Commissioners

Prepared with LSTA funds

Preparation of this report was supported in part by the U.S. Institute of Museum and Library Services. However, the opinions expressed herein do not necessarily reflect the position or policy of that agency, and no official endorsement by that agency should be inferred.

Massachusetts Board of Library Commissioners Public Library Participation in Automated Resource Sharing Networks



Introduction

The ***Automated Resource Sharing Networks Report, FY2007*** displays data submitted by nine automated resource sharing networks serving libraries in Massachusetts.

With this report we present data about the automated resource sharing networks in one consistent format. Please note that some of the data reflects activity during fiscal year 2007 (July 1, 2006-June 30, 2007) while other data is reported as a snapshot as of June 30, 2007. Snapshot data may well have changed by the time you read this report.

Going forward we will assess the usefulness of the data presented here and consider adding or deleting data elements based on feedback from the networks, the Board, and the library community.

We welcome your comments.

Paul Kissman, Library Information Systems Specialist
Rachel Devin, Administrative Coordinator

Robert C. Maier, Director
Massachusetts Board of Library Commissioners
98 North Washington Street, Suite 401, Boston, MA 02114
1-800-952-7403 or 617-725-1860; FAX 617-725-0410
mass.gov/mblc

Massachusetts Library Data: Automated Resource Sharing Networks Report FY2007 (July 1, 2006 - June 30, 2007)

Compiled: May, 2008

Distributed: June 5, 2008

Automated Resource Sharing Networks Report FY2007 (July 1, 2006 - June 30, 2007)

Table of Contents

Network Address List.....	1
Network Membership.....	2
Total Operating Income	3
Erate Income	4
Total Operating Expenditures	5
Network Telecommunication Expenditures.....	6
Capital Expenditures.....	7
Resource Sharing Information	8
Staffing.....	9
Member Services Provided.....	10-11
Appendix A - Charts and Tables	
A-1, Network Membership by Type as of June 30, 2007.....	12
A-2, FY2007 Network Operating Income by Source	13
A-3, Network Operating Income by Source, FY2003- FY2007.....	14
A-4, FY2007 Network Operating Expenditures by Type.....	15
A-5, Network Operating Expenditures by Type, FY2003 - FY2007	16
A-6, Total Interlibrary Loans via Networks, FY2002-2007.....	17
A-7, Staffing-FY2003 - FY2007	18
A-8, Capital Expenditures-FY2003 - FY2007	19
Appendix B - Definitions for Networks Data.....	20
Appendix C - List of Network Members	25

Network Address List

<p>Cape Libraries Automated Materials Sharing, Inc. Gayle Simundza, Administrator 270 Communication Way Unit 4E/4F Hyannis, MA 02601 President: Irene Gillies Vendor Info: Innovative Interfaces, Millennium 2006 1.3 Phone: (508) 790-4399 Fax: (508) 771-4533</p>
<p>C/W Mars, Inc Joan Kuklinski 67 Millbrook Street, Suite 201 Worcester, MA 01606 President: Joseph Rodio Vendor Info: Innovative Interfaces, Millennium 2006 1.3 Phone: (508) 755-3323 Fax: (508) 755-3721</p>
<p>Fenway Libraries Online Walter Stine, Executive Director c/o Wentworth Institute of Technology 550 Huntington Avenue Boston, MA 02115 President: Paul Dobbs Vendor Info: Ex Libris, Voyager 6.5.1 Phone: (617) 442-2384 Fax: (617) 442-1519</p>
<p>Merrimack Valley Library Consortium, Inc. Larry Rungren, Executive Director 123 Tewksbury Street Andover, MA 01810 President: Victor Dyer Vendor Info: SirsiDynix, Horizon 7.3.4 Phone: (978) 475-7632 Fax: (978) 475-7179</p>
<p>Metro-Boston Library Network Kenneth Peterson Boston Public Library 700 Boylston Street Boston, MA 02217 President: Vendor Info: SirsiDynix, Horizon 7.3.4 Phone: (617) 859-2380 Fax: (617) 424-8617</p>

<p>Minuteman Library Network Susan McAlister 10 Strathmore Road Natick, MA 01760 President: Janice Coduri Vendor Info: Innovative Interfaces, Millennium 2006 1.3 Phone: (508) 655-8008 Fax: (508) 655-1507</p>
<p>North of Boston Library Exchange Ron Gagnon, Executive Director 26 Cherry Hill Drive Danvers, MA 01923-2575 President: Linda Hummel-Shea Vendor Info: Innovative Interfaces, Millennium 2006 1.3 Phone: (978) 777-8844 Fax: (978) 750-8472</p>
<p>Old Colony Library Network David Slater 220 Forbes Road Suite 401 Braintree, MA 02184 President: Richard Connor Vendor Info: SirsiDynix, Unicorn GL3.1.2.5 Phone: (781) 794-2513 Fax: (781) 794-2517</p>
<p>SAILS Library Network Deborah Conrad 547 West Grove Street, #4 Middleboro, MA 02346 President: Gerald Cirillo Vendor Info: SirsiDynix, Unicorn GL 3.1.2.1 Phone: (508) 946-8600 Fax: (508) 946-8605</p>

Network Membership as of FY2007

Members/ Sites

Network	Members/					Total	Full			Dial-up Members	SLIN Internet	
	Public	Schools	Academic	Special	Sites		Members	Mininets	OLA		MLIN-I*	Only*
C/W MARS	131	2	11	4		148	61	63	24		4	1
	152	2	11	4		169						
CLAMS	24	0	1	0		25	25	0	0	0	0	0
	34	0	1	0		35						
FLO	0	0	8	1		9	9	0	0	0	0	0
	0	0	11	2		13						
MBLN	3	2	2	2		9	9	0	0	0	0	0
	32	29	2	2		65						
MLN	35	0	6	0		41	41	0	0	0	0	0
	57	0	7	0		64						
MVLC	35	0	0	0		35	34	0	0	1	0	0
	39	0	0	0		39						
NOBLE	17	1	9	1		28	26	0	2	0	0	0
	22	1	12	1		36						
OCLN	26	0	2	0		28	28	0	0	0	0	0
	34	0	3	0		37						
SAILS	38	10	2	1		51	51	0	0	0	0	0
	47	24	3	1		75						
Totals:	309	15	41	9		374	284	63	26	1	4	1
	417	56	50	10		533						

*MLIN-I and SLIN Internet Only are not included in network membership total

Total Operating Income for FY2007

Network	Member Fees		MBLC Funds			Other Sources	Tot Op Income
	Basic Fees	Elective Svcs.*	Telecomm	Net Resource Sh.	Small Libs/Nets		
C/W MARS	\$1,802,980	\$15,000	\$267,648	\$166,174	\$114,196	\$0	\$2,365,998
CLAMS	\$669,166	\$84,967	\$51,061	\$53,064	\$0	\$41,107	\$899,365
FLO	\$410,915	\$666,040	\$5,440	\$44,234	\$0	\$22,343	\$1,148,972
MBLN	\$483,893	\$0	\$90,888	\$121,413	\$0	\$0	\$696,194
MLN	\$1,563,745	\$0	\$104,656	\$148,788	\$0	\$58,479	\$1,875,668
MVLC	\$1,032,749	\$755	\$74,321	\$88,196	\$12,500	\$27,402	\$1,235,923
NOBLE	\$1,075,790	\$171,779	\$128,231	\$83,169	\$0	\$147,916	\$1,606,885
OCLN	\$951,742	\$0	\$97,070	\$83,422	\$0	\$77,856	\$1,210,090
SAILS	\$863,053	\$51,300	\$108,125	\$97,540	\$0	\$57,201	\$1,177,219
Totals:	\$8,854,033	\$989,841	\$927,440	\$886,000	\$126,696	\$432,304	\$12,216,314

*FLO purchased a significant number of databases; all funds offset by elective services operating income.

Erate Income for FY2007

Network	Erate Received	Erate Discount %
C/W MARS	231,296	51%
CLAMS	0	47%
FLO	0	0
MBLN	507,486	88%/90%
MLN	82,257	44%
MVLC	64,513	42%
NOBLE	45,554	48%
OCLN	83,519	43%
SAILS	57,209	44%
Total:	1,071,834	

Total Operating Expenditures for FY2007

Network	Staff	Admin. Support	Telecomm.*	ILS H/S Maint.	Tel. H/S Maint.	Database Lic.**	Biblio.Svcs.	Other Operating	Total Operating
C/W MARS	\$1,052,534	\$209,193	\$517,590	\$288,848	\$61,780	\$104,989	\$114,618	\$112,108	\$2,461,660
CLAMS	\$359,853	\$73,086	\$150,076	\$60,355	\$29,000	\$62,327	\$31,380	\$5,608	\$771,685
FLO	\$202,172	\$94,675	\$7,651	\$41,635	\$8,417	\$655,472	\$9,614	\$30,230	\$1,049,866
MBLN	\$162,129	\$400	\$132,039	\$139,278	\$397,838	\$0	\$23,500	\$525	\$855,709
MLN	\$856,261	\$145,869	\$139,848	\$145,000	\$52,954	\$51,050	\$137,256	\$66,743	\$1,594,981
MVLC	\$559,062	\$137,609	\$114,807	\$74,461	\$61,000	\$58,695	\$61,025	\$15,742	\$1,082,401
NOBLE	\$626,381	\$126,568	\$138,418	\$163,320	\$75,975	\$105,152	\$39,789	\$50,129	\$1,325,732
OCLN	\$364,988	\$91,948	\$137,406	\$65,456	\$58,334	\$67,290	\$47,853	\$6,718	\$839,993
SAILS	\$460,266	\$150,690	\$120,477	\$112,264	\$48,605	\$79,841	\$50,360	\$14,695	\$1,037,198
Totals:	\$4,643,646	\$1,030,038	\$1,458,312	\$1,090,617	\$793,903	\$1,184,816	\$515,395	\$302,498	\$11,019,225

*Expenditures after E-Rate discounts applied.

**FLO purchased a significant number of database; all fund offset by elective services operating income on page 3.

Network Telecommunication Expenditures for FY2007*

Network	Dial Access	MLIN I	Small Libraries "Internet Only"	Shared Internet Access	Remote-to- host	Total Telecomm. Expenditures
C/W MARS	\$0	\$8,601	\$4,427	\$9,900	\$494,662	\$517,590
CLAMS	\$0	\$0	\$0	\$15,258	\$134,818	\$150,076
FLO	\$0	\$0	\$0	\$7,651	\$0	\$7,651
MBLN	\$0	\$0	\$0	\$10,711	\$121,328	\$132,039
MLN	\$0	\$0	\$0	\$19,727	\$120,121	\$139,848
MVLC	\$241	\$0	\$0	\$25,477	\$89,089	\$114,807
NOBLE	\$0	\$0	\$0	\$43,800	\$94,618	\$138,418
OCLN	\$0	\$0	\$0	\$14,484	\$122,922	\$137,406
SAILS	\$0	\$0	\$0	\$19,980	\$100,497	\$120,477
Totals:	\$241	\$8,601	\$4,427	\$166,988	\$1,278,055	\$1,458,312

*Expenditures after E-Rate discounts applied.

Capital Expenditures for FY2007

Network	Capital Expenditures
C/W MARS	\$14,911
CLAMS	\$174,440
FLO	\$7,806
MBLN	\$0
MLN	\$21,131
MVLC	\$64,803
NOBLE	\$53,364
OCLN	\$160,422
SAILS	\$191,073
Total:	\$687,950

Resource Sharing Information as of June 30, 2007

Network	Bibliographic Database		Electronically Facilitated ILLs				Total Circulation
	Number of Titles	Number of Items	Network Transfers	From Virtual Catalog	Point-to-Point	Total ILLs	
C/W MARS	1,847,670	8,340,912	1,099,121	14,227	0	1,113,348	10,496,102
CLAMS	487,958	1,470,613	378,466	4,661	952	384,079	3,010,868
FLO	725,525	1,059,260	4,011	3,222	0	7,233	264,201
MBLN	2,292,899	5,065,250	55,552	8,692	0	64,244	2,842,900
MLN	1,316,791	6,323,074	1,316,027	17,996	2,028	1,336,051	14,728,432
MVLC	849,237	3,187,449	605,654	4,639	3,829	614,122	5,944,739
NOBLE	1,258,085	3,185,962	302,544	8,939	1,634	313,117	3,702,015
OCLN	859,523	2,962,952	697,033	9,387	186	706,606	5,283,009
SAILS	983,171	3,477,411	707,026	6,843	836	714,705	4,443,550
Totals:	10,620,859	35,072,883	5,165,434	78,606	9,465	5,253,505	50,715,816

Staffing as of June 30, 2007

Network	Number of Staff	Staff hours worked per week by all staff	FTE (35 hrs/wk)
C/W MARS	21	729	20.8
CLAMS	7	205	5.85
FLO	4	122	3.48
MBLN	5	87.5	2.5
MLN	15	517.5	14.78
MVLC	9	312.5	8.9
NOBLE	12	348.5	9.95
OCLN	5	187.5	5.35
SAILS	7	245	7
Totals:	85	2754.5	78.61

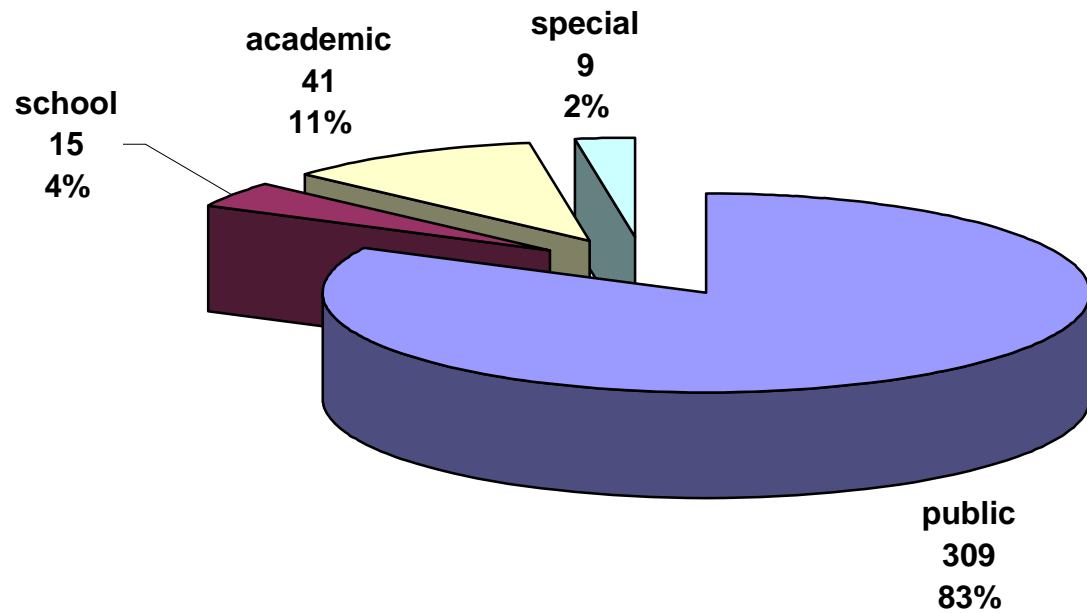
Member Services Provided as of June 30, 2007
 Number of Participating Libraries (#)

Network	Wireless Acc Suport Lib PC's #	Wireless Acc Support Patron PC's #	Information & Referral Databases #	Digital Archiving Services #	Lib Home Page Hosting #	Centralized PC Mgmt. #	On-site PC support #	On-site Advising/Consulting #
C/W MARS	Y 5	Y 4	Y 33	Y 26	N	Y 138	Y 138	Y ON DEMAND
CLAMS	N	N	N	N	N	N	N	Y
FLO	N	N	N	N	N	N	N	N
MBLN	Y 3	Y 3	Y 1	Y 1	N	N	N	Y
MLN	Y 4	Y 1	Y 36	N	N	N	Y 41	Y
MVLC	N	N	Y 20	Y 1	Y 23	N	Y 26	Y
NOBLE	Y 6	Y 10	N	Y 19	Y 18	N	Y 16	Y
OCLN	N	N	Y	N	N	N	N	Y
SAILS	N	N	N	Y	Y 35	Y	Y 37	Y
Total Number of Libraries Participating	18	18	90	47	76		67	

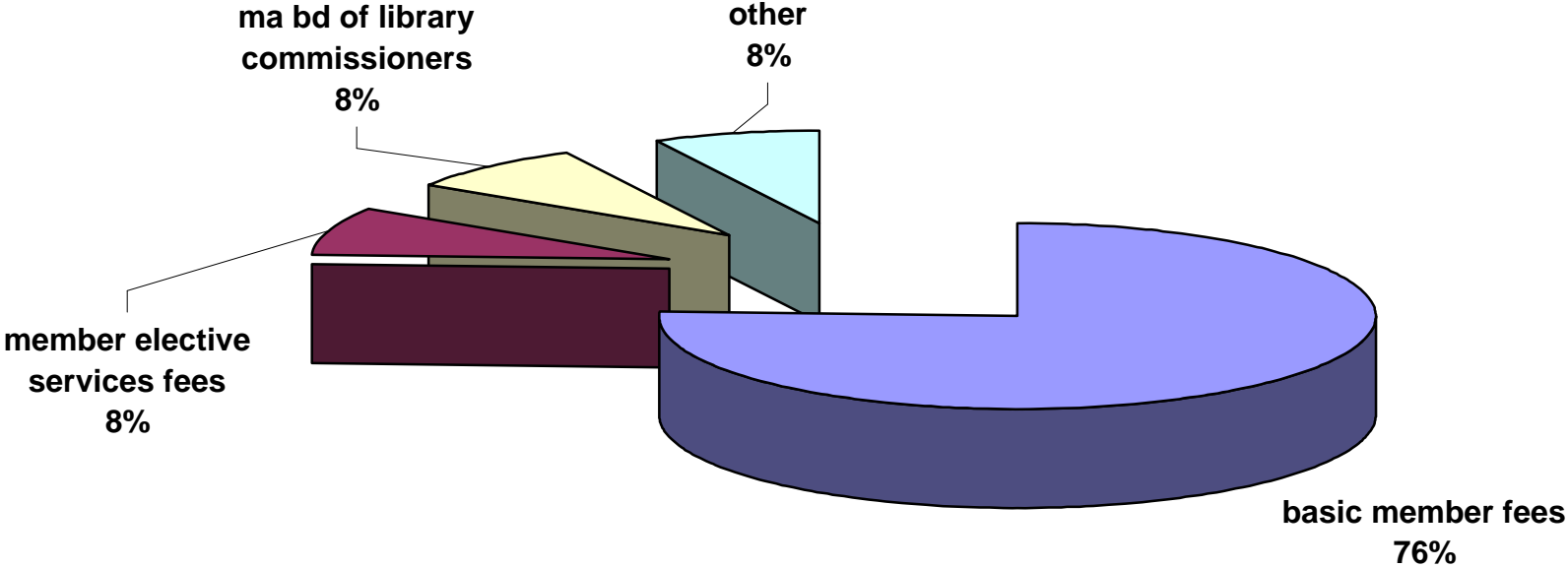
Members Services Provided as of June 30, 2007

Network	# of Data-bases	# Remote Access Databases	# In-Library & Remote Databases	Continuing Education		Links From:			Time & Print Mgmt.	Authentication	Cataloging	Customized Reports
				# of Sessions	# of Attendees	OPAC to ebooks	OPAC to Online Journals	Online to OPAC				
C/W MARS	0	0	5	59	637	Y	Y	Y	Y	Y	Y	Y
	0	0	5									
CLAMS	0	0	1	21	84	Y	Y	N	N	Y	Y	Y
	0	0	1									
FLO	0	0	0	0	0	Y	Y	Y	N	Y	N	Y
	0	0	127									
MBLN	1	1	1			Y	Y	Y	N	Y	Y	Y
	0	0	0									
MLN	0	0	4	17	220	Y	Y	Y	Y	Y	Y	Y
	2	0	7									
MVLC	4	0	4	71	217	Y	N	Y	N	Y	Y	Y
	0	0	0									
NOBLE	0	0	11	26	524	Y	N	Y	Y	Y	Y	Y
	0	0	16									
OCLN	0	0	2	16	121	Y	Y	Y	Y	Y	Y	Y
	0	0	0									
SAILS	0	0	3	17	87	Y	N	N	Y	Y	Y	Y
	0	0	0									
Totals:	7	1	187	227	1890							

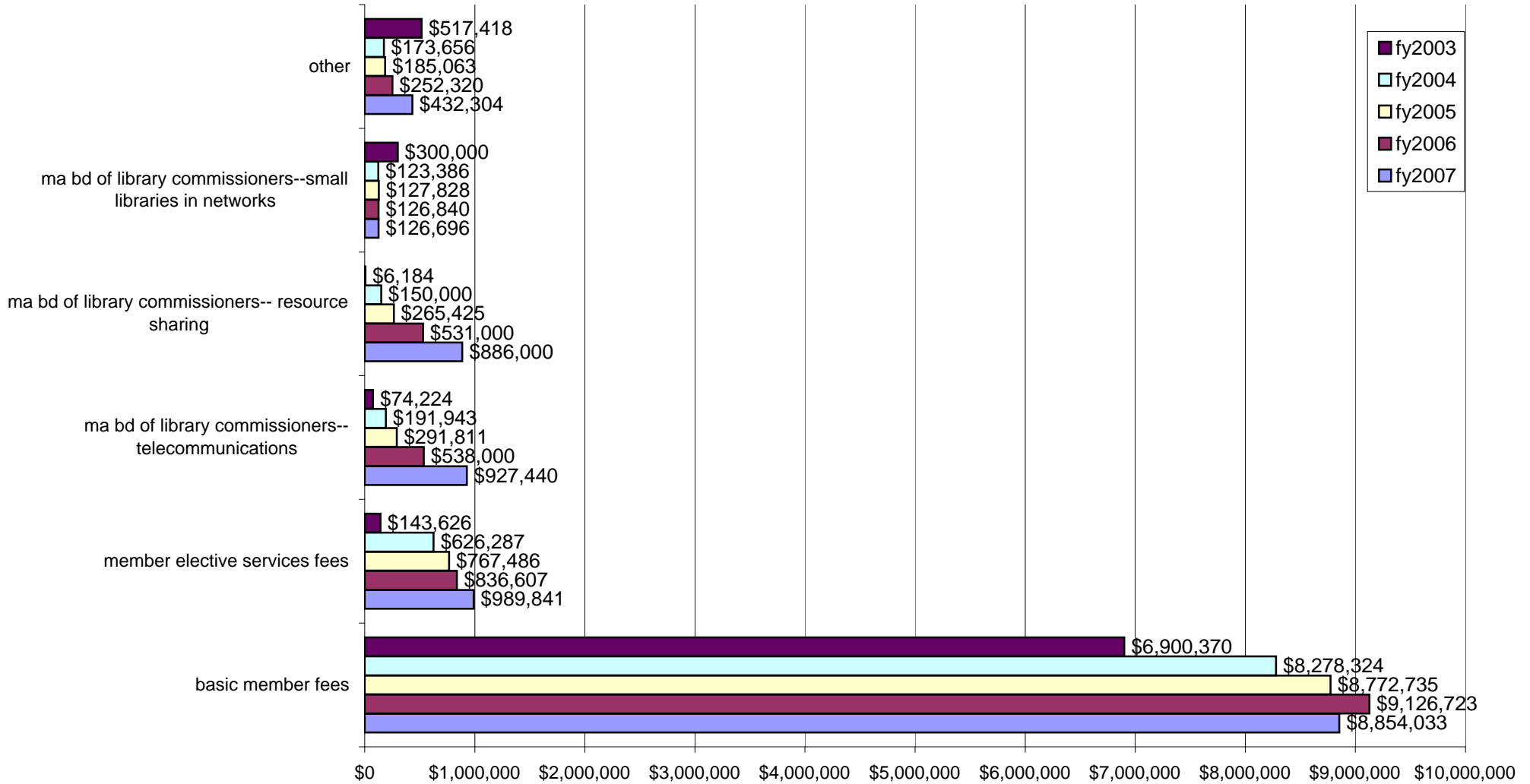
Appendix A-1 Network Membership by Type as of June 30, 2007



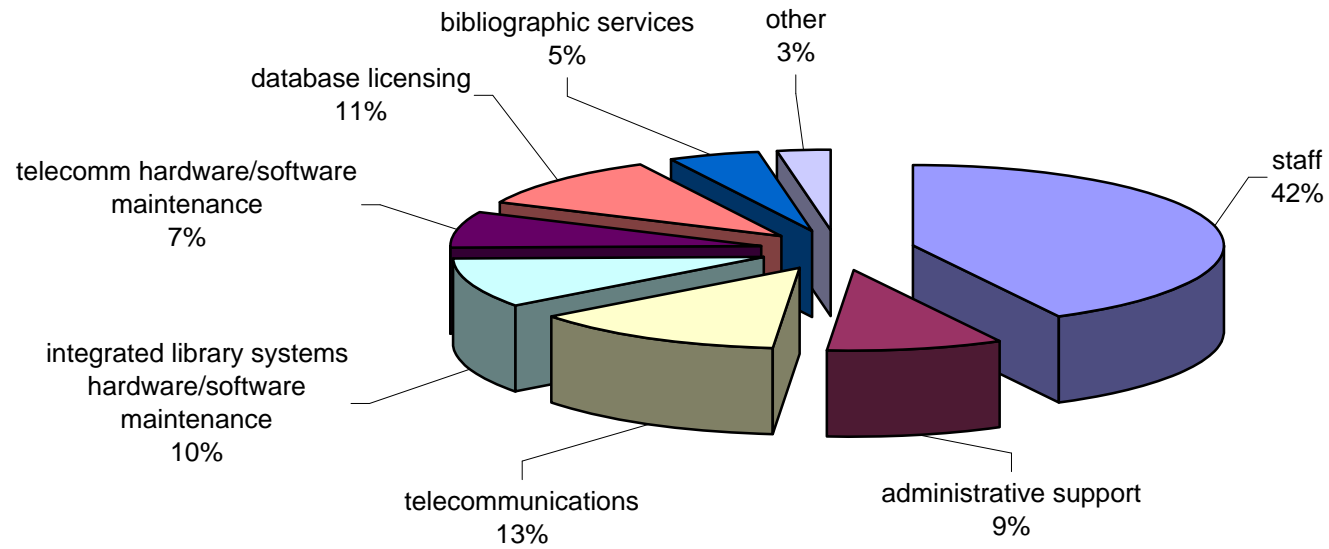
Appendix A-2 FY2007 Network Operating Income by Source



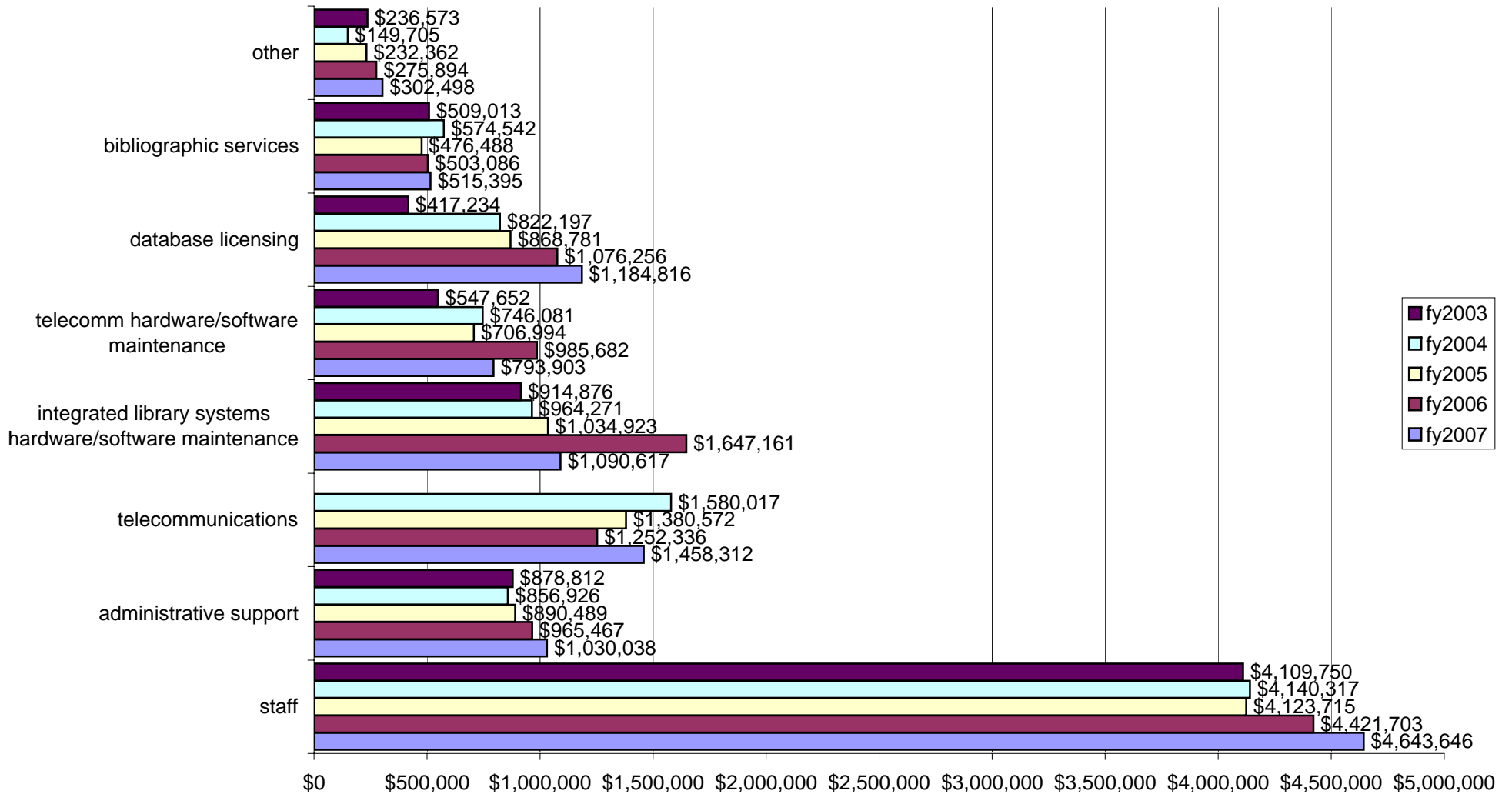
Appendix A-3 Network Operating Income by Source, FY2003 - FY2007



Appendix A-4 FY2007 Network Operating Expenditures by Type

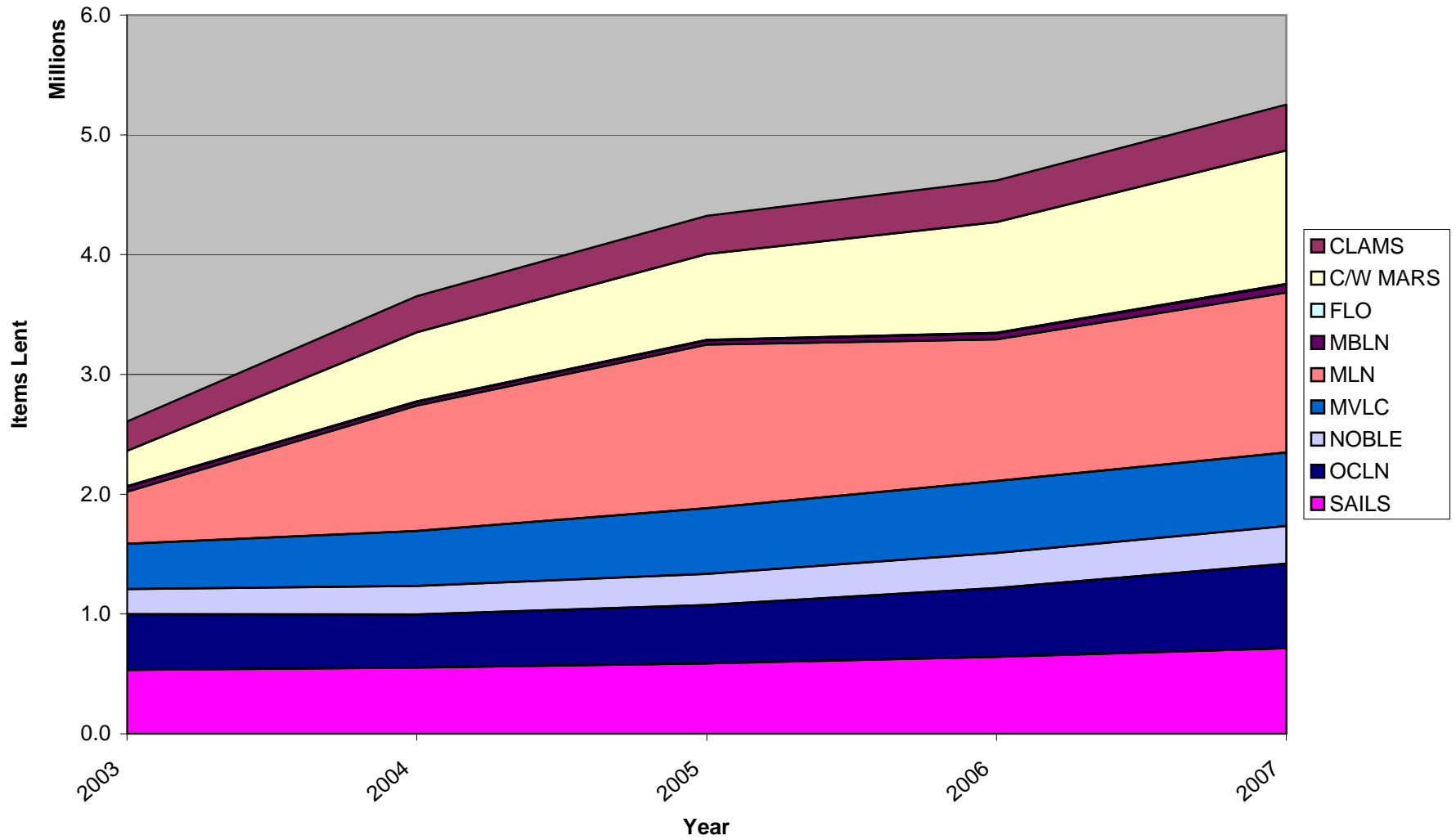


Appendix A-5 Network Operating Expenditures by Type, FY2003 - FY2007



FY2004 and FY2005 telecomm was reported before E-rate discounts in previous annual reports. Changed to reflect post-erate expenditures for comparison with later years.

**Appendix A-6
Total Interlibrary Loans via Networks, FY2003-FY2007**



Appendix A-7
Staffing FY2003-FY2007

Network	Number of Staff (head count)					Staff hours worked per week by all staff					FTE (35 hrs/week)				
	FY03	FY04	FY05	FY06	FY07	FY03	FY04	FY05	FY06	FY07	FY03	FY04	FY05	FY06	FY07
C/W Mars	21	19	17	18	21	674.5	642	609.5	600	729	19.3	18.3	17.4	17.1	20.8
CLAMS	7	7	7	8	7	280	280	259	244	205	8	8	7.4	7	5.85
FLO	4	4	4	3	4	140	140	140	105	122	4	4	4	3	3.48
MBLN	2	n/a	2	4	5	70	66	70	140	87.5	2	1.8	2	4	2.5
MLN	15	15	14	15	15	530.5	508.5	510	530	517.5	15.2	14.5	14.6	15.1	14.78
MVLC	8	8	8	8	9	282.5	282.5	282.5	287.5	312.5	8.1	8	8.1	8.2	8.9
NOBLE	13	12	13	14	12	336.62	390	337.5	340.8	348.5	9.6	11.1	9.6	9.7	9.95
OCLN	7	7	7	6	5	217.5	219.5	217.5	199.5	187.5	6.2	6.2	6.2	5.7	5.35
SAILS	7	7	7	6	7	245	245	245	210	245	7	7	7	6	7
Totals	84	79	79	82	85	2776.6	2773.5	2671	2656.8	2754.5	79.4	78.9	76.3	75.8	78.61

Appendix A-8

Capital Expenditures FY2003-FY2007

Network	Capital Expenditures				
	FY2003	FY2004	FY2005	FY2006	FY2007
C/W MARS	122,986	235,829	327,663	243,332	14,911
CLAMS	140,112	3,035	4,760	793	174,440
FLO	256,848	55,780	2,073	5,389	7,806
MBLN	0	0	0	0	0
MLN	766,989	0	50,086	25,803	21,131
MVLC	0	0	49,982	35,965	64,803
NOBLE	1,540	16,220	132,639	97,863	53,364
OCLN	5,522	33,469	44,057	131,163	160,422
SAIS	8,816	23,762	13,175	14,705	191,073
Totals	1,302,813	368,095	624,435	555,013	687,950

**Appendix B--Definitions for Data
in the Networks Statistics Report, FY2007**

Column Heading	Definition
Members	Total number of network members.
Sites	Number of discrete physical buildings served by the network. Includes branch libraries, multiple campuses, and bookmobiles.
Public	One of the 370 Massachusetts public libraries.
Schools	Public or private, K-12 school library or school library media center.
Academic	Library in a public or private college or university, technical school, and medical or law school.
Special	Library in a business firm (law, sci-tech, consulting group, etc.), professional association, government agency, museum or other organized group; includes profit, not-for-profit, and non-profits.
Full Members	Full participant in the network according to existing rules and procedures of the network.
Mininets	In the C/W MARS network only, a public library serving a population under 10,000 or a school or academic library with a student FTE of under 1,000 that receives basic network services at a discounted cost with limited participation in network decision-making.
OLA	A library with a dedicated online connection to the network central site, that offers Internet access to the public and enters current acquisitions into the network database, but which does not circulate on the network and does not have its own vote.
Dial-up MLIN-1	A library with access to the Internet supported with state funds.
Small Libraries Internet Only	A library that obtains through a network a full-time on-line connection to the Internet only.
Member Fees Basic Fees	Fees paid by all members to belong to a network and for services common to all.
Member Fees Elective Svcs. (Fees)	Fees paid by members over and above basic membership fees to cover services only individual libraries choose to receive, such as databases or PC support.
MBLC Funds Telecomm.	State funds provided by the Massachusetts Board of Library Commissioners (MBLC) to offset for telecommunications costs.

Column Heading	Definition
MBLC Funds Net Resource Sh.	State funds provided by the MBLC to offset network resource sharing costs.
MBLC Funds Small Libs/Nets	State (or Federal) funds provided by the MBLC to offset the cost of network membership for certain public libraries serving populations of under 10,000.
Other Sources	Any additional sources of income including, but not limited to non-MBLC grants, endowments, gifts, investments, etc.
Tot Op Income	Sum of the network's operating revenues from all its sources.
Erate Received	Actual dollar figure of Erate discounts received during the fiscal year. This figure might not correspond to the total funding commitments that will have been awarded by the Schools and Libraries Division of the USAC for the corresponding program year.
Erate %	The average discount for telecommunications services for member libraries. Includes only libraries for whom discounts are received. The central site is not included in the calculation, unless the central site is located in a member library. The most recent telecommunications funding commitment is used.
Expenditures Staff	Includes salaries and wages before deductions, and benefits for all employees including social security, retirement, medical insurance, life insurance, unemployment insurance and compensation, guaranteed disability income protection, workmen's compensation, tuition, and housing benefits.
Expenditures Admin.Support	Rent and phone, etc.
Expenditures Telecomm.	Amount expended for each of the following telecommunications service types: Dial access, Small Libraries in Networks, Internet Only, Internet Access for central site, Remote-to-Host.
Expenditures ILS H/S Maint	Integrated Library Systems hardware/software maintenance. The cost of ongoing annual maintenance contracts for system server(s) (e.g., database, applications, mail, opac) and integrated library system vendor support contracts). Does not include original purchase/lease price.
Expenditures Tel. H/S Maint	Telecommunications hardware/software maintenance. Includes the cost of maintenance contracts (e.g., routers, switches, DSU's, network monitoring services) but not the original purchase/lease price.
Expenditures Database Lic.	Money paid to vendors for purchase/lease/access for online database licenses for members. For example, Syndetics, OPAC content enhancement services.
Expenditures Biblio.Svcs.	Annual fees paid to NELINET/OCLC.

Column Heading	Definition
Expenditures Total Operating	Sum of the operating expenditures from the network's budget for personnel, telecommunications, maintenance, licensing, annual fees and other operating expenditures.
Network Telecommunication Expenditures	The total reported on the 'Telecommunications Report' for each of the telecommunications service types: Dial access, Small Libraries in Networks, Internet Only Libraries, Internet Access for the central site, Remote-to-Host. (After Erate discounts).
Capital expenditures	Funds used for acquisition of or addition to fixed assets such as building sites, new buildings, additions, new equipment, initial book stock, furnishings for new or expanded buildings, and new vehicles. Does not include replacement or repair of existing furnishings, equipment, regular purchase of library materials, and investments for capital appreciation. Does not include LSTA capital grants.
Bibliographic Database Number of Titles	Individual bibliographic records in the network's database regardless of the format of the item. Excludes authority control records and community I&R records.
Bibliographic Database Number of Items	The number of item or holdings records, regardless of format. Records that reflect periodical holdings are included
Electronically Facilitated ILL's Network Transfers	Loan of materials on request between member libraries in a single network. Includes materials loaned to dial access or online affiliate libraries if the request is made through a hold, E-mail, or equivalent method on the network's system, as well as material loaned by member libraries of the network to libraries in other Massachusetts networks if the request is made through a hold, E-mail or equivalent method on the network's system. Transfers within a municipal public library system (i.e., from branch to branch, branch to main or main to branch) are not included.
Electronically Facilitated ILL's From Virtual Catalog	Loan of materials on request from the statewide virtual catalog.
Electronically Facilitated ILL's Point-to-Point	Loan of materials on request with the transaction taking place directly between the borrowing and lending libraries with no intermediary and not facilitated by the virtual catalog.
Total Circulation	Total annual circulation during FY2006.
Training Lab (Y/N)	Is there a facility outfitted with computer workstations that access the network system and the Internet and are used to train network member library staff, Y/N.
# Stations in Lab	The number of computer workstations in the lab.
Meeting Room (Y/N)	Is there a general purpose meeting room, Y/N.
# Seats in Mtg. Room	Number of persons the meeting room can accommodate.

Column Heading	Definition
Number of Staff	Number of paid staff in all positions (headcount).
Staff hours worked per week by all staff	Total number of hours worked in a typical week by all paid staff.
FTE (35 hrs/wk)	Full-Time equivalency This is computed by totaling the hours worked in a typical week by all paid staff and dividing by 35.
Wireless Acc Support Lib PC's	Indicates whether the network supported wireless access in member libraries for PC's provided by the library.
Wireless Acc Support Patron's PC's	Indicates whether the network supported wireless access in member libraries for PC's provided by library patrons.
Information & Referral Databases	Indicates whether the network hosted a community information and referral database for its members.
Digital Archiving Services	Indicates whether the network provided and supported a software application dedicated to digital materials, (image collections, audio files, binary files) such as SIRSI Hyperion or dynix "Digital Library."
Lib Home Page Hosting	Indicates whether the network provided hosted web sites for member libraries. Does not include templated pages with information on each library (such as hours, phone number). Includes home pages the network allowed the library to maintain content and/or customize the information on a regular basis.
Centralized PC Mgmt.	Indicates whether the network used systems management server software or similar applications to monitor or inventory connected workstations in member libraries and/or distribute new versions of client software applications to member libraries.
On-site PC support	Indicates whether the network sent out staff or contractual personnel to support connected PC's in member libraries.
On-site Advising/Consulting	Indicates whether the network sent out staff or contractual personnel to provide advisory or consulting services in the member library.
Database Licenses Part of membership (Y/N)	Indicates whether the network licensed databases as part of the basic membership fee.
Database Licenses For subgroups or individuals (Y/N)	Indicates whether the network licensed some databases only for groups of members or individual libraries for an added fee.
Database Licenses # of Databases	The number of databases licensed with in-library access.

Column Heading	Definition
Database Licenses # Remote Access Databases	The number of databases licensed with remote access.
Database Licenses # In Lib & Remote Access Databases	The number of databases licensed with in library and remote access.
Continuing Education # Sessions	Number of sessions held.
Continuing Education # Attendees	Number of people attending the continuing education sessions.
Links from: OPAC to ebooks	Indicates whether the network OPAC had ebook MARC records loaded in its OPAC with hyperlinks to the specific eBook (e.g., via MARC 856 field).
Links from: OPAC to Online Journals	Links from OPAC to online journals and databases with fulltext Indicates whether the network had links from serials OPAC records to online periodical content such as Infotrac.
Links from: Online databases to OPAC	Indicates whether the network had links from online periodical content in separately subscribed online journals or full text database to its OPAC.
Time & Print Management (Y/N)	Indicates whether the network provides time or print management for member libraries.
Authentication (Y/N)	Indicates whether the network provides authentication for members.
Cataloging (Y/N)	Indicates whether the network provides cataloging for member libraries.
Customized Reports (Y/N)	Indicates whether the network provides customized reports for member libraries.

List of Network Members					Page 25
Network	Member Name	Type	Network	Member Name	Type
C/W MARS	Adams Free Library	On-line aff	C/W MARS	Dudley, Pearle L. Crawford Memorial Library	Mini-net
C/W MARS	Agawam Public Library	Full	C/W MARS	East Brookfield Public Library	On-line aff
C/W MARS	American International College, Shea Memorial Library	Full	C/W MARS	East Longmeadow Public Library	Full
C/W MARS	Amherst, Jones Library, Inc.	Full	C/W MARS	Easthampton, Emily Williston Memorial Library and Museum	Full
C/W MARS	Anna Maria College, Mondor-Eagen Library	Full	C/W MARS	Elms College, Alumnae Library	Full
C/W MARS	Ashby Free Public Library	Mini-net	C/W MARS	Erving Public Library	Mini-net
C/W MARS	Athol Public Library	On-line aff	C/W MARS	Fitchburg Public Library	Full
C/W MARS	Atlantic Union College, G. Eric Jones Library	Full	C/W MARS	Florida Free Library	On-line aff
C/W MARS	Auburn Public Library	Full	C/W MARS	Frontier Regional School	Mini-net
C/W MARS	Ayer Public Library	Full	C/W MARS	Gardner, Levi Heywood Memorial Library	Full
C/W MARS	Barre, Woods Memorial Library	On-line aff	C/W MARS	Grafton Public Library	Full
C/W MARS	Belchertown, Clapp Memorial Library	Full	C/W MARS	Granby Free Public Library	Mini-net
C/W MARS	Bellingham Public Library	Full	C/W MARS	Granville Public Library	On-line aff
C/W MARS	Berkshire Community College, Jonathan Edwards Library	Full	C/W MARS	Great Barrington, Mason Library	Full
C/W MARS	Berlin Public Library	Mini-net	C/W MARS	Greenfield Community College Library/Learning Res Ctr.	Full
C/W MARS	Bernardston, Cushman Library	Mini-net	C/W MARS	Greenfield Public Library	Full
C/W MARS	Blackstone Public Library	Full	C/W MARS	Groton Public Library	On-line aff
C/W MARS	Bolton Public Library	Mini-net	C/W MARS	Hadley, Goodwin Memorial Library	Mini-net
C/W MARS	Boxborough, Sargent Memorial Library	Mini-net	C/W MARS	Harvard Public Library	Full
C/W MARS	Boylston Public Library	On-line aff	C/W MARS	Hatfield Public Library	On-line aff
C/W MARS	Brookfield, Merrick Public Library	On-line aff	C/W MARS	Heath Free Public Library	Mini-net
C/W MARS	Buckland Public Library	Mini-net	C/W MARS	Hampden Free Public Library	Mini-net
C/W MARS	Central MA Regional Library System	Full	C/W MARS	Holden, Gale Free Library	Full
C/W MARS	Charlton Public Library	Full	C/W MARS	Holland Public Library	Mini-net
C/W MARS	Chicopee Public Library	Full	C/W MARS	Holyoke Community College Library/Donahue Building	Full
C/W MARS	Clarksburg Town Library	Mini-net	C/W MARS	Holyoke Public Library	Full
C/W MARS	Clinton, Bigelow Free Public Library	On-line aff	C/W MARS	Hopedale, Bancroft Memorial Library	Mini-net
C/W MARS	Colrain, Griswold Memorial Library	Mini-net	C/W MARS	Hopkinton Public Library	Full
C/W MARS	Medical Library	On-line aff	C/W MARS	Hubbardston Public Library	Mini-net
C/W MARS	Dalton Free Public Library	Mini-net	C/W MARS	Hudson Public Library	Full
C/W MARS	Deerfield, Tilton Library	Mini-net	C/W MARS	Lancaster, Thayer Memorial Library	Mini-net
C/W MARS	Douglas, Simon Farifield Public Library	Mini-net	C/W MARS	Lee Library Association	Mini-net

List of Network Members						Page 26
Network	Member Name	Type	Network	Member Name	Type	
C/W MARS	Leicester Public Library	On-line aff	C/W MARS	Princeton Public Library	Mini-net	
C/W MARS	Lenox Library Association	Full	C/W MARS	Quinsigamond Community College	Full	
C/W MARS	Leominster Public Library	Full	C/W MARS	Richmond Free Public Library	Mini-net	
C/W MARS	Leverett Library	Mini-net	C/W MARS	Rutland Free Public Library	On-line aff	
C/W MARS	Longmeadow, Richard Salter Storrs Library	Full	C/W MARS	Sheffield, Bushnell-Sage Memorial Library	Mini-net	
C/W MARS	Ludlow, Hubbard Memorial Library	Full	C/W MARS	Shelburne Free Public Library	Mini-net	
C/W MARS	Lunenburg, Ritter Memorial Library	Mini-net	C/W MARS	Shirley, Hazen Memorial Library	Mini-net	
C/W MARS	MA College of Liberal Arts, Eugene L. Freel	Full	C/W MARS	Shrewsbury Public Library	Full	
C/W MARS	Marlborough Public Library	Full	C/W MARS	Shutebury, M.N. Spear Memroial Library	Mini-net	
			C/W MARS	South Hadley Public Library	Full	
C/W MARS	Mendon, Taft Public Library	Mini-net	C/W MARS	Southampton, Edwards Public Library	Mini-net	
C/W MARS	Milford Town Library	Full	C/W MARS	Southborough Library	Mini-net	
C/W MARS	Millbury Public Library	Full	C/W MARS	Southbridge, Jacob Edwards Library	Full	
C/W MARS	Millville Free Public Library	Mini-net	C/W MARS	Southwick Public Library	On-line aff	
C/W MARS	Monson Free Library and Reading Room Association	Mini-net	C/W MARS	Spencer, Richard Sugden Public Library	On-line aff	
C/W MARS	Montague, Carnegie Public Library	Mini-net	C/W MARS	Springfield Library	Full	
C/W MARS	Mount Wachusett Community College Library	Full	C/W MARS	Springfield Technical Community College Library	Full	
C/W MARS	New Salem Public Library	Mini-net	C/W MARS	State Library of MA, George Fingold Library	Full	
C/W MARS	North Adams Public Library	Full	C/W MARS	Sterling, Conant Public Library	Mini-net	
C/W MARS	North Brookfield, Haston Free Public Library	Mini-net	C/W MARS	Stockbridge Library Association	Mini-net	
C/W MARS	Northampton, Forbes Library	Full	C/W MARS	Sturbridge, Joshua Hyde Public Library	Mini-net	
C/W MARS	Northampton, Lilly Library	Full	C/W MARS	Sunderland Public Library	Mini-net	
C/W MARS	Northborough Free Library	Full	C/W MARS	Sutton Free Public Library	Mini-net	
C/W MARS	Northfield , Dickinson Memorial Library	Mini-net	C/W MARS	Templeton, Boynton Public Library	On-line aff	
C/W MARS	Oakham, Fobes Memorial Library	On-line aff	C/W MARS	Townsend Public Library	Mini-net	
C/W MARS	Orange, Wheeler Memorial Library	Mini-net	C/W MARS	Upton Town Library	Mini-net	
C/W MARS	Oxford Free Public Library	Full	C/W MARS	Uxbridge Free Public Library	Full	
C/W MARS	Palmer Public Library	Full	C/W MARS	Wales Public Library	On-line aff	
C/W MARS	Pathfinder Regional Vocational Technical High School	On-line aff	C/W MARS	Ware, Young Men's Library Association	Mini-net	
C/W MARS	Paxton, Richards Memorial Library	On-line aff	C/W MARS	Warren Public Library	On-line aff	
C/W MARS	Pepperell, Lawrence Library	Full	C/W MARS	Warwick Free Public Library	Mini-net	
C/W MARS	Petersham Memorial Library	Mini-net	C/W MARS	Webster, Chester C. Corbin Public Library	Full	
C/W MARS	Pittsfield, Berkshire Athenaeum	Full	C/W MARS	Wendell Free Library	On-line aff	

List of Network Members					Page 27
Network	Member Name	Type	Network	Member Name	Type
C/W MARS	West Boylston, Beaman Memorial Public Library	On-line aff	CLAMS	Oak Bluffs Public Library	Full
C/W MARS	West Brookfield, Merriam-Gilbert Public Library	Mini-net	CLAMS	Orleans, Snow Library	Full
C/W MARS	West Springfield Public Library	Full	CLAMS	Provincetown Public Library	Full
C/W MARS	Westborough Public Library	Full	CLAMS	Tisbury, Vineyard Haven Public Library	Full
C/W MARS	Western MA Regional Library System	Full	CLAMS	Truro Public Library	Full
C/W MARS	Westfield Athenaeum	Full	CLAMS	Wellfleet Public Library	Full
C/W MARS	Westhampton Memorial Library	Mini-net	CLAMS	Yarmouth Town Libraries	Full
C/W MARS	Westminster, Forbush Memorial Library	Mini-net	FLO	Emerson College Library	Full
C/W MARS	Wilbraham Public Library	Full	FLO	Emmanuel College, Cardinal Cushing Library	Full
C/W MARS	Williamsburg, Meekins Public Library	Mini-net	FLO	Lesley University, Ludcke Library	Full
C/W MARS	Williamstown, David and Joyce Milne Public Library	Mini-net	FLO	Massachusetts College of Art, Morton R. Godine Library	Full
C/W MARS	Winchendon, Beals Memorial Library	Mini-net	FLO	Massachusetts College of Pharmacy and Health Sciences	Full
C/W MARS	Worcester Public Library	Full	FLO	Museum of Fine Arts, William Morris Hunt Memorial Library	Full
CLAMS	Barnstable, Centerville Public Library	Full	FLO	New England Conservatory of Music, H. Spaulding Library	Full
CLAMS	Barnstable, Cotuit Library	Full	FLO	Wentworth Institute of Technology, Alumni Library	Full
CLAMS	Barnstable, Hyannis Public Library Association	Full	FLO	Wheelock College Library	Full
CLAMS	Barnstable, Marstons Mills Public Library	Full	MBLN	Boston Public Library	Full
CLAMS	Barnstable, Osterville Free Library	Full	MBLN	Boston Public Schools	Full
CLAMS	Barnstable, Sturgis Library	Full	MBLN	Chelsea Public Library	Full
CLAMS	Barnstable, Whelden Memorial Library	Full	MBLN	Fisher College Library	Full
CLAMS	Bourne, Jonathan Bourne Public Library	Full	MBLN	Malden Public Library	Full
CLAMS	Brewster Ladies' Library Association	Full	MBLN	Newman School Library	Full
CLAMS	Cape Cod Community College, Wilkins Library	Full	MBLN	Pearson Prentice Hall Library	Full
CLAMS	Chatham, Eldredge Public Library	Full	MBLN	Roxbury Community College Library	Full
CLAMS	Dennis Public Library	Full	MBLN	State Transportation Library	Full
CLAMS	Eastham Public Library	Full	MLN	Arlington, Robbins Library	Full
CLAMS	Edgartown Free Public Library	Full	MLN	Ashland Public Library	Full
CLAMS	Falmouth Public Library	Full	MLN	Bedford Free Public Library	Full
CLAMS	Harwich, Brooks Free Library	Full	MLN	Belmont Public Library	Full
CLAMS	Mashpee Public Library	Full	MLN	Brookline Public Library	Full
CLAMS	Nantucket Atheneum	Full	MLN	Cambridge Public Library	Full

List of Network Members						Page 28
Network	Member Name	Type	Network	Member Name	Type	
MLN	Concord Free Public Library	Full	MVLC	Billerica Public Library	Full	
MLN	Dean College, E. Ross Anderson Library	Full	MVLC	Boxford Town Library	Full	
MLN	Dedham Public Library	Full	MVLC	Burlington Public Library	Full	
MLN	Dover Town Library	Full	MVLC	Carlisle, Gleason Public Library	Full	
MLN	Framingham Public Library	Full	MVLC	Chelmsford Public Library	Full	
MLN	Framingham State College, Henry Whittmore Library	Full	MVLC	Dracut, Moses Greeley Parker Memorial Library	Full	
MLN	Franklin Public Library	Full	MVLC	Dunstable Free Public Library	Full	
MLN	Holliston Public Library	Full	MVLC	Essex, T.O.H.P. Burnham Free Library	Full	
MLN	Lasell College, Brennan Library	Full	MVLC	Georgetown, Peabody Institute Library	Full	
MLN	Lexington, Cary Memorial Library	Full	MVLC	Groveland, Langley Adams Library	Full	
MLN	Lincoln Public Library	Full	MVLC	Hamilton-Wenham Public Library	Full	
MLN	Massachusetts Bay Community College, Perkins Library	Full	MVLC	Haverhill Public Library	Full	
MLN	Maynard Public Library	Full	MVLC	Ipswich Public Library	Full	
MLN	Medfield Memorial Library	Full	MVLC	Lawrence Public Library	Full	
MLN	Medford Public Library	Full	MVLC	Littleton, Reuben Hoar Library	Full	
MLN	Medway Public Library System	Full	MVLC	Lowell, Samuel S. Pollard Memorial Library	Full	
MLN	Millis Public Library	Full	MVLC	Manchester-By-The-Sea Public Library	Full	
MLN	Morrill Memorial Library	Full	MVLC	Mathuen, Nevins Memorial Library	Full	
MLN	Mt. Ida College Libraries	Full	MVLC	Merrimac Public Library	Full	
MLN	Natick, Morse Institute Library	Full	MVLC	Middleton, Flint Public Library	Full	
MLN	Needham Free Public Library	Full	MVLC	Newbury Town Library	Full	
MLN	Newbury College Library	Full	MVLC	Newburyport Public Library	Full	
MLN	Newton Free Library	Full	MVLC	North Andover, Stevens Memorial Library	Full	
MLN	Somerville Public Library	Full	MVLC	North Reading, Flint Memorial Library	Full	
MLN	Stow, Randall Library	Full	MVLC	Rowley Public Library	Dial-up	
MLN	Sudbury, Goodnow Public Library	Full	MVLC	Salisbury Public Library	Full	
MLN	Waltham Public Library	Full	MVLC	Tewksbury Public Library	Full	
MLN	Watertown Free Public Library	Full	MVLC	Topsfield Town Library	Full	
MLN	Wayland Free Public Library	Full	MVLC	Tyngsborough Public Library	Full	
MLN	Wellesley Free Library	Full	MVLC	West Newbury, G.A.R. Memorial Library	Full	
MLN	Weston Public Library	Full	MVLC	Westford, J.V. Fletcher Library	Full	
MLN	Westwood Public Library	Full	MVLC	Wilmington Memorial Library	Full	
MLN	Winchester Public Library	Full	NOBLE	Beverly Public Library	Full	
MLN	Woburn Public Library	Full	NOBLE	Bunker Hill Community College Library	Full	
MVLC	Amesbury Public Library	Full	NOBLE	Danvers, Peabody Institute Library	Full	
MVLC	Andover, Memorial Hall Library	Full	NOBLE	Endicott College, Dianne M. Halle Library	Full	

List of Network Members					Page 29
Network	Member Name	Type	Network	Member Name	Type
NOBLE	Everett, Parlin Memorial Library	Full	SAILS	Dighton Public Library	Full
NOBLE	Gloucester Lyceum & Sawyer Free Library	Full	SAILS	East Bridgewater Public Library	Full
NOBLE	Gordon College, Jenks Learning Resource Center	Full	SAILS	East Bridgewater School Department	Full
NOBLE	Lynn Public Library	Full	SAILS	Fairhaven, Millicent Library	Full
NOBLE	Lynnfield Public Library	Full	SAILS	Fall River Public Library	Full
NOBLE	Marblehead, Abbot Public Library	Full	SAILS	Fall River School Department	Full
NOBLE	Massachusetts Board of Library Commissioners	On-line aff	SAILS	Foxborough School Department	Full
NOBLE	Melrose Public Library	Full	SAILS	Foxborough, Boyden Library	Full
NOBLE	Merrimack College, McQuade Library	Full	SAILS	Freetown Public Libraries	Full
NOBLE	Middlesex Community College Libraries	Full	SAILS	Halifax, Holmes Public Library	Full
NOBLE	Montserrat College of Art, Paul M. Scott Library	Full	SAILS	Hanson Public Library	Full
NOBLE	North Shore Community College Learning Resource Center	Full	SAILS	Lakeville Free Public Library	Full
NOBLE	Northern Essex Community College Libraries	Full	SAILS	Mansfield Public Library	Full
NOBLE	Peabody Institute Library	Full	SAILS	Marion, Elizabeth Taber Memorial Library	Full
NOBLE	Phillips Academy	Full	SAILS	Library	Full
NOBLE	Reading Public Library	Full	SAILS	Mattapoissett Public Library	Full
NOBLE	Revere Public Library	Full	SAILS	Middleborough Public Library	Full
NOBLE	Salem Public Library	Full	SAILS	New Bedford Free Public Library	Full
NOBLE	Salem State College Library	Full	SAILS	New Bedford School Department	Full
NOBLE	Saugus Public Library	Full	SAILS	Norfolk Public Library	Full
NOBLE	Stoneham Public Library	Full	SAILS	Norfolk School Department	Full
NOBLE	Swampscott Public Library	Full	SAILS	North Attleborough, Richards Memorial Library	Full
NOBLE	Wakefield, Lucius Beebe Memorial Library	Full	SAILS	Norton Public Library	Full
NOBLE	Winthrop Public Library	Full	SAILS	Pembroke Public Library	Full
SAILS	Acushnet, Russell Memorial Library	Full	SAILS	Plainville Public Library	Full
SAILS	Ames Free Library of Easton, Inc.	Full	SAILS	Plainville School Department	Full
SAILS	Attleboro High School	Full	SAILS	Plympton Public Library	Full
SAILS	Attleboro Public Library	Full	SAILS	Raynham Public Library	Full
SAILS	Berkley Public Library	Full	SAILS	Rehoboth, Blanding Free Public Library	Full
SAILS	Bristol Community College Learning Resources Center	Full	SAILS	Rochester, Joseph H. Plumb Memorial Library	Full
SAILS	Carver Public Library	Full	SAILS	Seekonk Public Library	Full
SAILS	Dartmouth Public Libraries	Full	SAILS	Seekonk School Department	Full

List of Network Members		
Network	Member Name	Type
SAILS	Somerset Public Library	Full
SAILS	Southeastern MA Regional Library System	Full
SAILS	Swansea Free Public Library	Full
SAILS	Taunton High School	Full
SAILS	Taunton Public Library	Full
SAILS	Wareham Free Library	Full
SAILS	West Bridgewater Public Library	Full
SAILS	Westport Free Public Library	Full
SAILS	Wrentham Public Schools	Full
SAILS	Wrentham, Fiske Public Library	Full

Massachusetts Public Library Data Reports:

Children's Services, xxxx Data (available in February)

Selected statistics related to children's services including staffing, programming, holdings and circulation.

Circulation and Holdings Report, FYxxxx (available in January)

Various public library circulation and holdings raw data. Also includes circulation per FTE, per hour open and per capita and holdings per capita data.

Education & Staffing Report, 7-1-xxxx (available in January)

Public library staffing levels and distribution of the staff's highest educational level. Staffing level data includes: total full-time equivalencies (FTE), number full time and part time, and FTE for MLS, librarian, children's librarian and non-custodian positions as well as total hours open per non-custodian FTE. Director's education level and length of work week are displayed.

Electronic Services, FYxxxx Data (available in May)

Selected statistics related to electronic services including: web page hits, uses of electronic resources, electronic subscriptions and materials in electronic format.

Featured Reports, FYxxxx Data (available in the spring)

Reports on changing topics present public library data not displayed in other reports.

Financial Statistics Report, FYxxxx Data (available in February)

Raw and per capita figures for each reporting public library's (including branches) total municipal appropriation, operating income, and salary, materials, other and total operating expenditures. Also included are percent of total operating expenditures spent for salaries, materials and other expenditures.

The FYxxxx Municipal Pie...What's Your Share? (available in March)

Relates the amount expended from the general fund by each city and town on public library service, to the amount expended to operate the entire municipality.

Public Library Outlets, FYxxxx Data (available in May)

Selected statistics relating to public library outlets including: staffing, holdings and circulation.

Rankings Report, xxxx Data (available in March)

Each municipality's rank within its population group and within the entire state based on its library's per capita values for certain income and expenditure data. For services, the indicators are: FTE per 10,000 population, MLS FTE per 10,000, hours open per week, direct and total circulation per capita and holdings per capita.

Salaries Report, 7-1-xxxx (available in January)

Hourly minimum and maximum salaries for up to 17 public library position classifications from Library Director to Custodian. Annual salary for the Library Director is also displayed.

Services Report, FYxxxx (available in January)

Services data includes number of terminals with Internet, average weekly visits, reference questions and hours open. Counts are provided for weekend days open, branches, adult and children's programs and attendance. Average hours open on weekends is also shown.

Summary Tables and Graphs, xxxx Data (available in March)

Statewide, population group and regional totals of various incomes, expenditures, holdings, circulation, services and staffing data. Subject index provided.

Massachusetts Academic Library Data, Fall xxxx, Selected Statistics (available biennially)

Massachusetts Automated Resource Sharing Networks Report, FYxxxx (available in the winter)

Massachusetts School Library Media Center Report, Fall xxxx (available in May)

Massachusetts Special Library Statistics Report, FYxxxx Data (available in November)

The reports are available in PDF format and the related spreadsheet and database files are available for downloading from the Board's web site (<http://mblic.state.ma.us/advisory/statistics/index.php>)