

Commonwealth of Massachusetts
Board of Library Commissioners
98 North Washington Street • Boston, Massachusetts 02114
617 725-1860 • 800 952-7403 (in-state only) • Fax 617 725-1860

Massachusetts Library Data

Automated Resource Sharing Networks Report

FY2013 (July 1, 2012- June 30, 2013)

Distributed: July, 2014

Massachusetts Board of Library Commissioners

Francis R. Murphy, Chairman
Mary Rose Quinn, Vice- Chairman
Gregory J. Shesko, Secretary

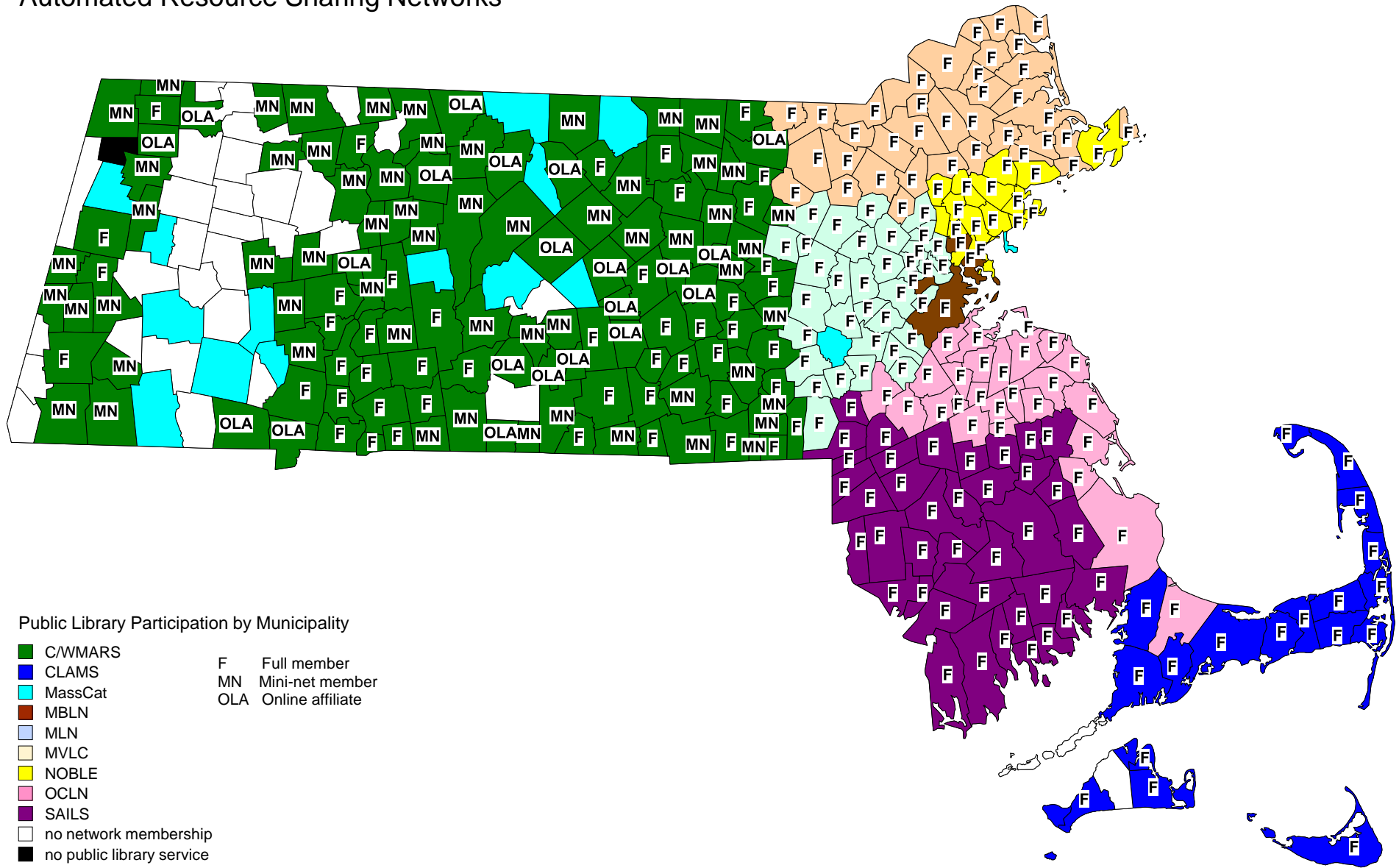
Carol Caro
Mary Ann Cluggish
George T. Comeau, Esq.
Mary Kronholm
N. Janeen Resnick
Alice M. Welch

Prepared with LSTA funds

Preparation of this report was supported in part by the Institute of Museum and Library Services. However, the opinions expressed herein do not necessarily reflect the position or policy of that agency, and no official endorsement by that agency should be inferred.

Massachusetts Board of Library Commissioners

Public Library Participation in Automated Resource Sharing Networks



as of June 30, 2013

Introduction

The Automated Resource Sharing Networks Report, FY2013 displays data submitted by nine automated resource sharing networks serving libraries in Massachusetts.

With this report we present data about the automated resource sharing networks in one consistent format. Please note that some of the data reflects activity during fiscal year 2013 (July 1, 2012-June 30, 2013) while other data is reported as a snapshot as of June 30, 2013.

We assess annually the usefulness of the data presented here, we will consider adding or deleting data elements based on feedback from the networks, the Board, and the library community.

We welcome your comments.

Paul Kissman, Library Information Systems Specialist
Rachel Masse, Administrative Coordinator

Dianne L. Carty, Director
Massachusetts Board of Library Commissioners
98 North Washington Street, Suite 401, Boston, MA 02114
1-800-952-7403 or 617-725-1860
www.mass.gov/mblc

Massachusetts Library Data: Automated Resource Sharing Networks Report FY2013 (July 1, 2012 - June 30, 2013)

Distributed: July, 2014

Automated Resource Sharing Networks Report FY2013 (July 1, 2012 - June 30, 2013)

Table of Contents

Network Address List.....	1
Network Membership.....	2
Total Operating Income.....	3
Erate Income.....	4
Total Operating Expenditures.....	5
Network Telecommunication Expenditures.....	6
Capital Revenue & Expenditures.....	7
Circulation Information.....	8
Resource Sharing Information.....	9
Staffing.....	10
Member Services Provided.....	11-12
 Appendix A - Charts and Tables	
A-1, Network Membership by Type as of June 30, 2013.....	13
A-2, FY2013 Network Operating Income by Source.....	14
A-3, Network Operating Income by Source, FY2009- FY2013.....	15
A-4, FY2013 Network Operating Expenditures by Type as Percentage of Whole.....	16
A-5, Network Operating Expenditures by Type, FY2009 - FY2013.....	17
A-6, Circulation, FY2011- FY2013.....	18
A-7, Total eBook Circulation, FY2011-2013.....	19
A-8, Total Items Lent via Networks, FY2009-2013.....	20
A-9, Capital Expenditures-FY2009 - FY2013.....	21
A-10, Staffing Table-FY2009 - FY2013.....	22
 Appendix B - Definitions for Networks Data.....	 23
Appendix C - List of Network Members.....	29

NETWORK ADDRESS LIST AS OF JUNE 30, 2013

Cape Libraries Automated Materials Sharing, Inc. (CLAMS)

Gayle Simundza, Administrator
270 Communication Way, Unit 4E/4F
Hyannis, MA 02601
Phone: (508) 790-4399 Fax: (508) 771-4533
FY13 President: Kathy Cockcroft, Brewster Ladies Library
Vendor Info: Innovative Interfaces, Millennium 2009B 1.5

Merrimack Valley Library Consortium (MVLC)

Lawrence Rungren, Administrator
1600 Osgood Street, Suite 2094
North Andover, MA 01845
Phone: (978) 557-5710 Fax: (978) 557-8101
FY13 President: Becky Herrmann, Chelmsford Public Library
Vendor Info: Evergreen 2.4

C/W MARS, Inc.

Joan Kuklinski, Administrator
67 Millbrook Street, Suite 201
Worcester, MA 01606
Phone: (508) 755-3323 Fax: (508) 755-3721
FY13 President: Susan Edmonds, Milford Public Library
Vendor Info: Evergreen 2.3

North of Boston Library Exchange (NOBLE)

Ronald Gagnon, Executive Director
26 Cherry Hill Drive
Danvers, MA 01923
Phone: (978) 777-8844 Fax: (978) 750-8472
FY13 President: Patricia Cirone, Beverly Public Library
Vendor Info: Evergreen 2.3.7

Fenway Libraries Online (FLO)

Walter Stine, Administrator
c/o Wentworth Institute of Technology Library
550 Huntington Avenue
Boston, MA 02115
Phone: (617) 442-2384 Fax: (617) 989-4902
FY13 President: Robert Fleming, Iwasaki Library, Emerson College
Vendor Info: Ex Libris, Voyager 8.2.1

Old Colony Library Network (OCLN)

David Slater, Administrator
220 Forbes Road, Suite 401
Braintree, MA 02184
Phone: (781) 794-2513 Fax: (781) 794-2517
FY13 President: Sia Stewart, Kingston Public Library
Vendor Info: SirsiDynix, Unicorn Symphony 3.4.1

Metro-Boston Library Network (MBLN)

Clayton Cheever, Administrator
Boston Public Library
700 Boylston Street
Boston, MA 02116
Phone: (617) 859-2385 Fax: (617) 236-4306
FY13 President: Not Applicable
Vendor Info: Polaris Library Systems 4.1.670

SAILS, Inc.

Deborah Conrad, Administrator
10 Riverside Drive, Suite 102
Lakeville, MA 02347
Phone: (508) 946-8600 Fax: (508) 946-8605
FY13 President: Francis Ward, Richards Memorial Library, No. Attleborough
Vendor Info: Sirsi-Dynix, Symphony, 3.4.1.3

Minuteman Library Network (MLN)

Susan McAlister, Administrator
10 Strathmore Road
Natick, MA 01760
Phone: (508) 655-8008 Fax: (508) 655-1507
FY13 President: Ann Wirtanen, Winchester Public Library
Vendor Info: Innovative Interfaces, Millennium, 2011 1.2

NETWORK MEMBERSHIP AS OF JUNE 30, 2013

NETWORK	Members/ Sites					Membership Type		
	Public	School	Academic	Special	Total	Full	Mininet	OLA/ Associate*
CLAMS	34 / 37	0 / 0	1 / 1	0 / 0	35 / 38	35	0	0
C/W MARS*	135 / 155	2 / 2	10 / 10	1 / 1	148 / 168	63	80	5
FLO	0 / 0	0 / 0	9 / 12	1 / 2	10 / 14	10	0	0
MBLN	3 / 32	2 / 23	2 / 2	1 / 1	8 / 58	8	0	0
MLN	35 / 53	0 / 0	7 / 8	0 / 0	42 / 61	42	0	0
MVLC	35 / 38	0 / 0	0 / 0	0 / 0	35 / 38	35	0	0
NOBLE*	17 / 22	1 / 1	9 / 12	1 / 1	28 / 36	26	0	2
OCLN	26 / 34	0 / 0	2 / 3	0 / 0	28 / 37	28	0	0
SAILS	38 / 48	23 / 23	2 / 4	0 / 0	63 / 75	63	0	0
TOTAL	323 / 419	28 / 49	42 / 52	4 / 5	397 / 525	310	80	7

* C/W MARS "Online Affiliate Only" (OLA) membership and NOBLE "Associate" membership are similar.

TOTAL OPERATING INCOME FOR FY2013

NETWORK	Member Fees		MBLC Funds				Other Sources	Total Operating Income
	Basic Fees	Elective Fees	Telecomm *	Net Resource Sharing	Small Libs/Nets§	Total MBLC Funds		
CLAMS	\$752,704	\$0	\$24,875	\$62,065	\$7,500	\$94,440	\$37,924	\$885,068
C/W MARS	\$2,000,404	\$36,705	\$178,973	\$173,978	\$196,144	\$549,095	\$9,441	\$2,595,645
FLO	\$456,287	\$15,600	\$5,100	\$55,654	\$0	\$60,754	\$148,410	\$681,051
MBLN	\$682,295	\$0	\$84,343	\$138,105	\$0	\$222,448	\$0	\$904,743
MLN	\$1,797,496	\$11,931	\$69,039	\$163,965	\$0	\$233,004	\$14,693	\$2,057,124
MVLC	\$1,118,597	\$20,899	\$51,113	\$85,072	\$12,500	\$148,685	\$1,146	\$1,289,327
NOBLE	\$1,223,220	\$77,621	\$37,705	\$99,119	\$0	\$136,824	\$142,547	\$1,580,212
OCLN	\$867,638	\$0	\$27,792	\$76,806	\$0	\$104,598	\$15,528	\$987,764
SAILS	\$843,117	\$58,309	\$27,569	\$95,236	\$0	\$122,805	\$4,500	\$1,028,731
TOTAL	\$9,741,758	\$221,065	\$506,509	\$950,000	\$216,144	\$1,672,653	\$374,189	\$12,009,665

*The Massachusetts Library System received \$13,029 to support telecomm for non-network libraries, for a program total of \$519,538

§ C/W MARS includes both LSTA and State Small Libraries in Networks funds from Account 7000-9506. CLAMS includes only funds from 7000-9506. The Massachusetts Library System received \$10,500 from Account 7000-9506 for a total Small Libraries in Networks amount of \$226,644.

ERATE INCOME FOR FY2013

NETWORK	Erate Received	Erate Discount %
CLAMS	\$ 21,102	58-60%
C/W MARS	\$ -	40-54%
FLO	#N/A	#N/A
MBLN	\$ 345,669	80%
MLN	\$ -	40%
MVLC	\$ 12,835	42-45%
NOBLE	\$ -	40%
OCLN	\$ -	#N/A
SAILS	\$ 17,697	40-41%
TOTAL	\$ 376,201	

*As reported on FY2013 Telecommunications Expenditure Report. Total E-Rate funds actually received during the fiscal year may not agree with the E-Rate Funding Commitment for that year.

TOTAL OPERATING EXPENDITURES FOR FY2013

NETWORK	Staff	Admin. Support	Telecomm*	ILS Hardware/ Software Maint.	Telecomm. Hardware/ Software Maint.	Database Licensing	Shared eBook/ Audiobook§	Bibliographic Services	Other Operating	Total Operating
CLAMS	\$381,560	\$89,653	\$31,944	\$69,854	\$40,291	\$4,500	\$70,446	\$29,700	\$13,624	\$731,572
C/W MARS	\$1,285,884	\$248,339	\$222,320	\$181,395	\$20,112	\$120,041	\$332,531	\$89,998	\$137,471	\$2,638,091
FLO	\$390,634	\$103,199	\$6,000	\$47,260	\$2,840	\$1,413	\$35,160	\$7,756	\$71,467	\$665,729
MBLN	\$285,975	\$32,533	\$188,037	\$303,989	\$616,731	\$0	\$0	\$20,000	\$15,100	\$1,462,365
MLN	\$1,046,368	\$170,322	\$89,550	\$182,245	\$58,014	\$70,220	\$226,226	\$121,750	\$138,949	\$2,103,644
MVLC	\$754,133	\$124,684	\$65,256	\$68,486	\$49,376	\$57,550	\$37,680	\$69,556	\$10,740	\$1,237,461
NOBLE	\$739,559	\$142,584	\$46,368	\$95,782	\$34,404	\$98,952	\$105,419	\$42,991	\$49,757	\$1,355,816
OCLN	\$507,115	\$98,011	\$38,895	\$73,368	\$11,080	\$63,424	\$56,997	\$52,789	\$53,198	\$954,877
SAILS	\$519,622	\$129,882	\$26,942	\$143,527	\$6,497	\$63,255	\$53,953	\$47,625	\$68,782	\$1,060,085
TOTAL	\$5,910,850	\$1,139,207	\$715,312	\$1,165,906	\$839,345	\$479,355	\$918,412	\$482,165	\$559,088	\$12,209,640

*Expenditures after E-rate discounts applied

§ C/W MARS received \$203,794 in voluntary extra funding from member Libraries for shared eBooks, included here.

NETWORK TELECOMMUNICATION EXPENDITURES FOR FY2013*

NETWORK	Shared Internet Access	Remote-to-Host	Total Telecommunication Expenditures
CLAMS	\$13,319	\$18,625	\$31,944
C/W MARS	\$10,800	\$211,520	\$222,320
FLO	\$6,000	\$0	\$6,000
MBLN	\$19,875	\$168,162	\$188,037
MLN	\$25,764	\$63,786	\$89,550
MVLC	\$42,657	\$22,599	\$65,256
NOBLE	\$16,767	\$29,601	\$46,368
OCLN	\$2,784	\$36,111	\$38,895
SAILS	\$4,620	\$22,322	\$26,942
TOTAL	\$142,586	\$572,726	\$715,312

*Expenditures after E-Rate discounts applied.

CAPITAL REVENUE & EXPENDITURES FOR FY2013

NETWORK	Capital Revenue	Capital Expenditures	Capital Improvement Fund
CLAMS	\$0	\$37,808	\$494,040
C/W MARS	\$130,195	\$75,921	\$614,413
FLO	\$0	\$4,867	\$1,023,789
MBLN	\$0	\$0	\$0
MLN	\$387,892	\$4,483	\$613,754
MVLC	\$15,000	\$18,508	\$211,678
NOBLE	\$69,847	\$0	\$1,141,149
OCLN	\$0	\$0	\$900,000
SAILS	\$0	\$7,500	\$650,000
TOTAL	\$602,934	\$149,087	\$5,648,823

CIRCULATION INFORMATION FOR FY2013

NETWORK	Total Circulation	Total eBook Circulation	Total Downloadable Audio Circulation	Total Downloadable Video Circulation
CLAMS	3,567,960	111,770	29,637	151
C/W MARS	13,395,595	228,017	71,157	1,944
FLO	241,585	11,030	0	0
MBLN	3,694,546	385,994	132,543	1,074
MLN	16,142,149	203,785	62,428	0
MVLC	6,099,865	81,665	37,963	0
NOBLE	3,294,571	76,492	22,027	0
OCLN	5,572,612	103,327	24,218	0
SAILS	4,295,063	93,183	28,948	0
TOTAL	56,303,946	1,295,263	408,921	3,169

RESOURCE SHARING INFORMATION AS OF JUNE 30, 2013

NETWORK	Bibliographic Database		Electronically Facilitated ILLs			
	Number of Titles	Number of Items	Network Transfers*	From Virtual Catalog	Point-to-Point	Total ILLs
CLAMS	540,204	1,651,807	521,595	3,924	591	526,110
C/W MARS	2,257,675	8,884,144	1,503,995	5,308	0	1,509,303
FLO	1,012,705	1,312,973	5,145	1,797	0	6,942
MBLN	3,351,311	5,286,776	57,328	6,123	5	63,456
MLN	1,526,180	6,557,417	1,950,976	20,055	2,604	1,973,635
MVLC	882,721	3,207,613	652,499	3,359	3,379	659,237
NOBLE	1,779,965	4,003,146	324,011	7,106	2,274	333,391
OCLN	973,345	3,123,945	460,818	7,725	36	468,579
SAILS	1,186,759	3,673,032	633,568	6,675	112	640,355
TOTAL	13,510,865	37,700,853	6,109,935	62,072	9,001	6,181,008

* The Network Transfer count for FY2013 excludes renewals where possible. Some network system software cannot distinguish certain types of renewals from the original loan.

STAFFING AS OF JUNE 30, 2013

NETWORK	Number of Staff	Hours Worked Per Week by all Staff	FTE (35 hrs/wk)
CLAMS	7	226	6.5
C/W MARS	21	749	21.4
FLO	4	132	3.8
MBLN	6	114	3.3
MLN	15	517.5	14.8
MVLC	10	367.5	10.5
NOBLE	13	376	10.7
OCLN	6	225	6.4
SAILS	8	265	7.6
TOTAL	90	2,971	85.0

MEMBER SERVICES PROVIDED AS OF JUNE 30, 2013
NUMBER OF PARTICIPATING LIBRARIES

NETWORK	Wireless Access Support		Information & Referral Databases	Digital Archiving Services	Library Home Page Hosting	Centralized PC Mgmt.	On-site PC support	On-site Advising/ Consulting	Continuing Education		Time & Print Mgmt.
	Library PC's	Patron PC's							# of Sessions	# of Attendees	
	CLAMS	NO							NO	NO	
C/W MARS	5	34	NO	YES	NO	NO	YES	YES	139	1,556	YES
FLO	NO	NO	NO	5	NO	NO	NO	NO	15	112	NO
MBLN	3	3	NO	YES	NO	NO	NO	YES	0	0	NO
MLN	NO	NO	15	NO	NO	NO	YES	YES	16	189	NO
MVLC	NO	NO	NO	NO	5	35	21	YES	63	404	NO
NOBLE	NO	NO	NO	10	18	NO	15	5	27	490	YES
OCLN	NO	NO	NO	NO	NO	NO	NO	NO	6	14	NO
SAILS	NO	NO	NO	13	29	NO	36	YES	82	345	YES
									370	3,183	

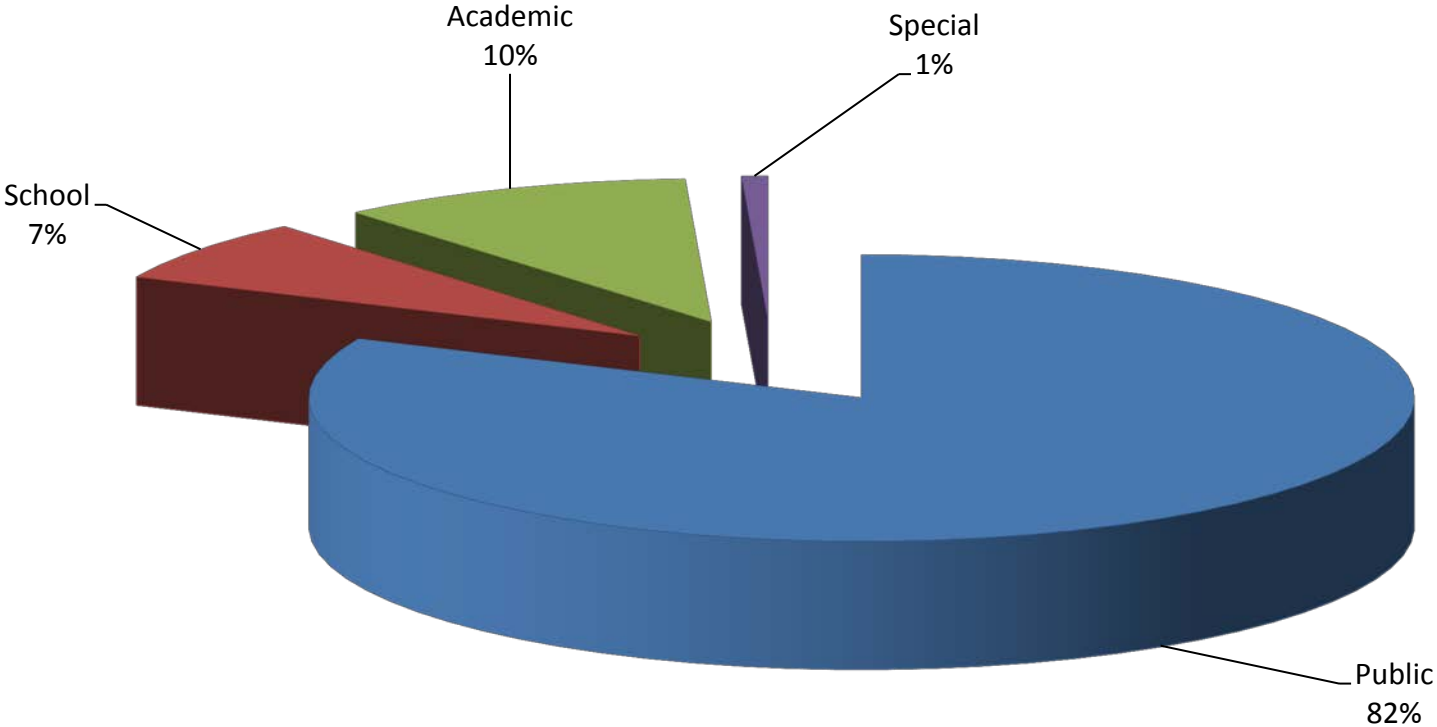
MEMBER SERVICES PROVIDED AS OF JUNE 30, 2013

NETWORK	Database Licenses				eBooks [§]						Linking		Cataloging	
	Total Number of Databases		"In-library Only" databases		Shared eBook collections		Added in FY2013		Member exclusive purchases		OPAC to Online Journals	Online to OPAC		
	Networkwide	Individual	Networkwide	Individual	Y/N	Total Titles	Total Copies	Titles Added	Copies Added	Y/N				Number of Libraries
CLAMS	1	/ 1	0	/ 0	YES	21,302	22,835	1,392	2,175	NO	28	YES	NO	YES
C/W MARS	4	/ 1	0	/ 0	YES	39,411	43,316	4,737	6,632	YES	8	YES	NO	YES
FLO	1	/ 109	0	/ 0	YES	86,746	86,746	12,693	12,693	NO	0	YES	YES	NO
MBLN*	0	/ 0	0	/ 0	NO	0	0	0	0	NO	0	YES	YES	YES
MLN	4	/ 6	0	/ 1	YES	8,290	12,461	5,505	5,312	YES	30	YES	YES	YES
MVLC	7	/ 1	0	/ 0	YES	6,934	7,829	607	660	YES	22	NO	YES	YES
NOBLE	13	/ 38	0	/ 0	YES	6,511	7,362	1,708	2,341	NO	0	NO	NO	YES
OCLN	1	/ 0	0	/ 0	YES	4,939	16,045	862	9,580	YES	18	YES	YES	YES
SAILS	2	/ 0	0	/ 0	YES	4,124	5,126	1,350	1,558	YES	29	NO		YES
TOTAL	33	/ 156	0	/ 1		178,257	201,720	28,854	40,951		135			

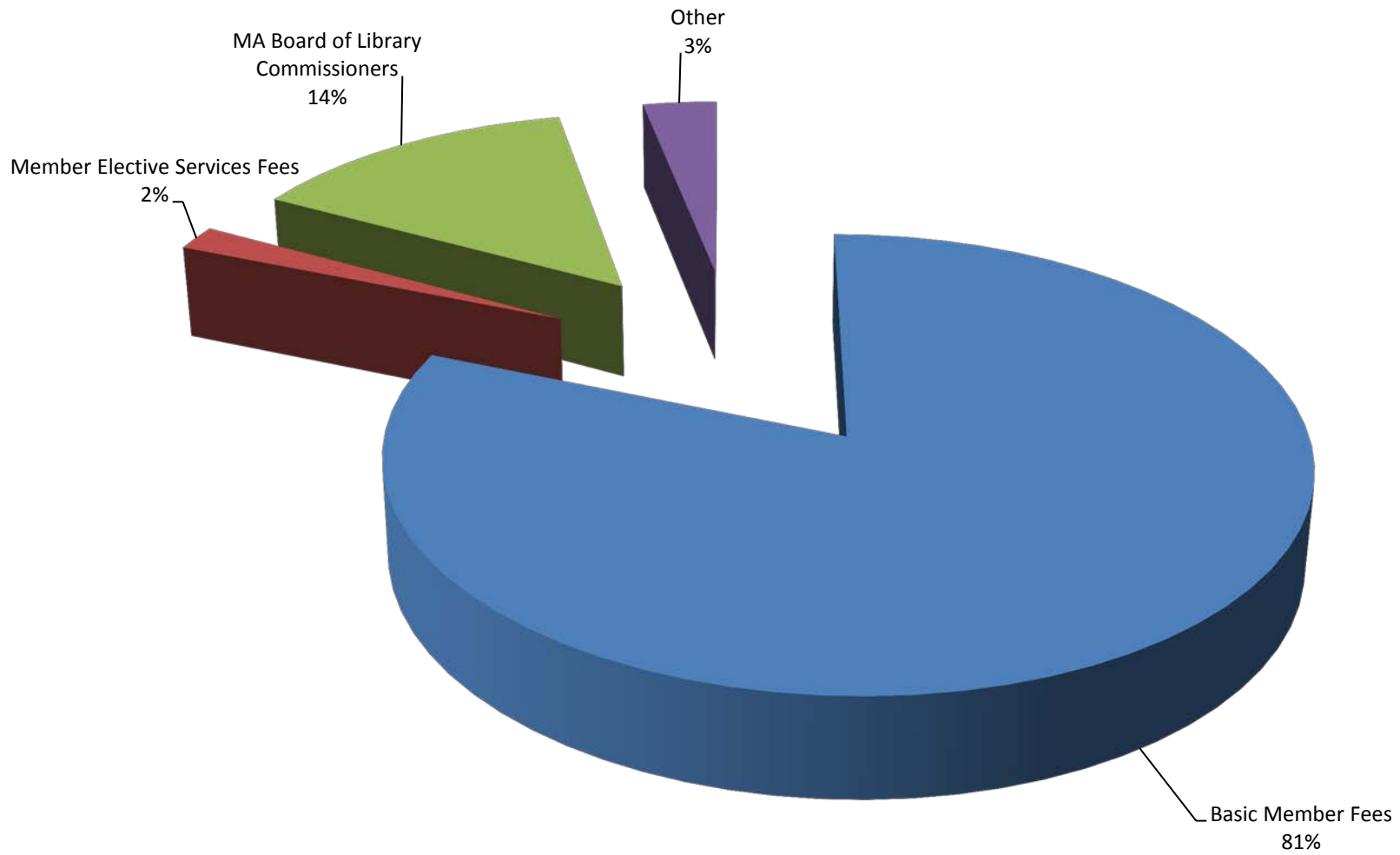
*BPL licensed databases and econtent were reported here in previous years. MBLN is not involved in licensing content.

[§] Does not include eAudiobooks

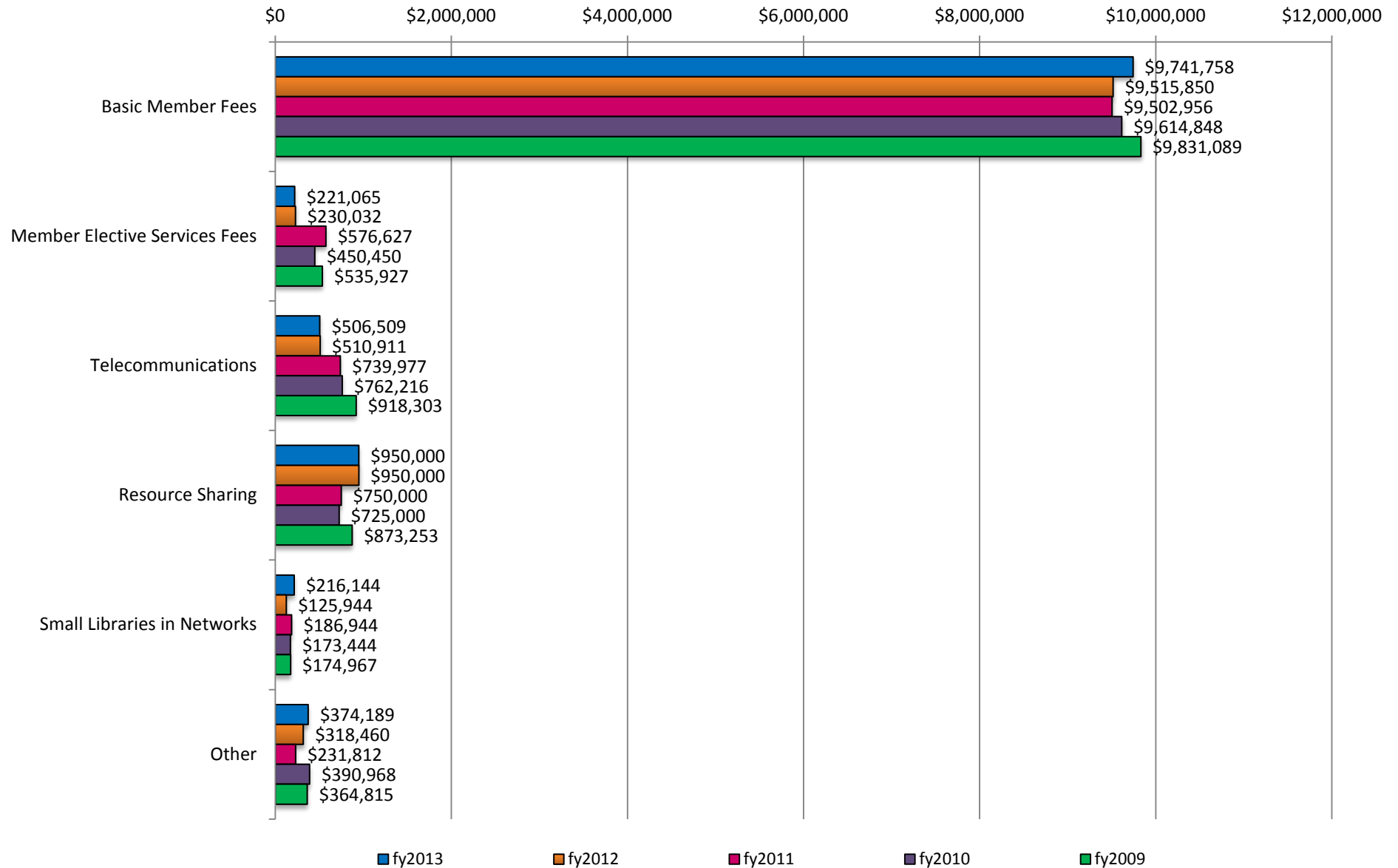
Appendix A-1 Network Membership by Type as of June 30, 2013



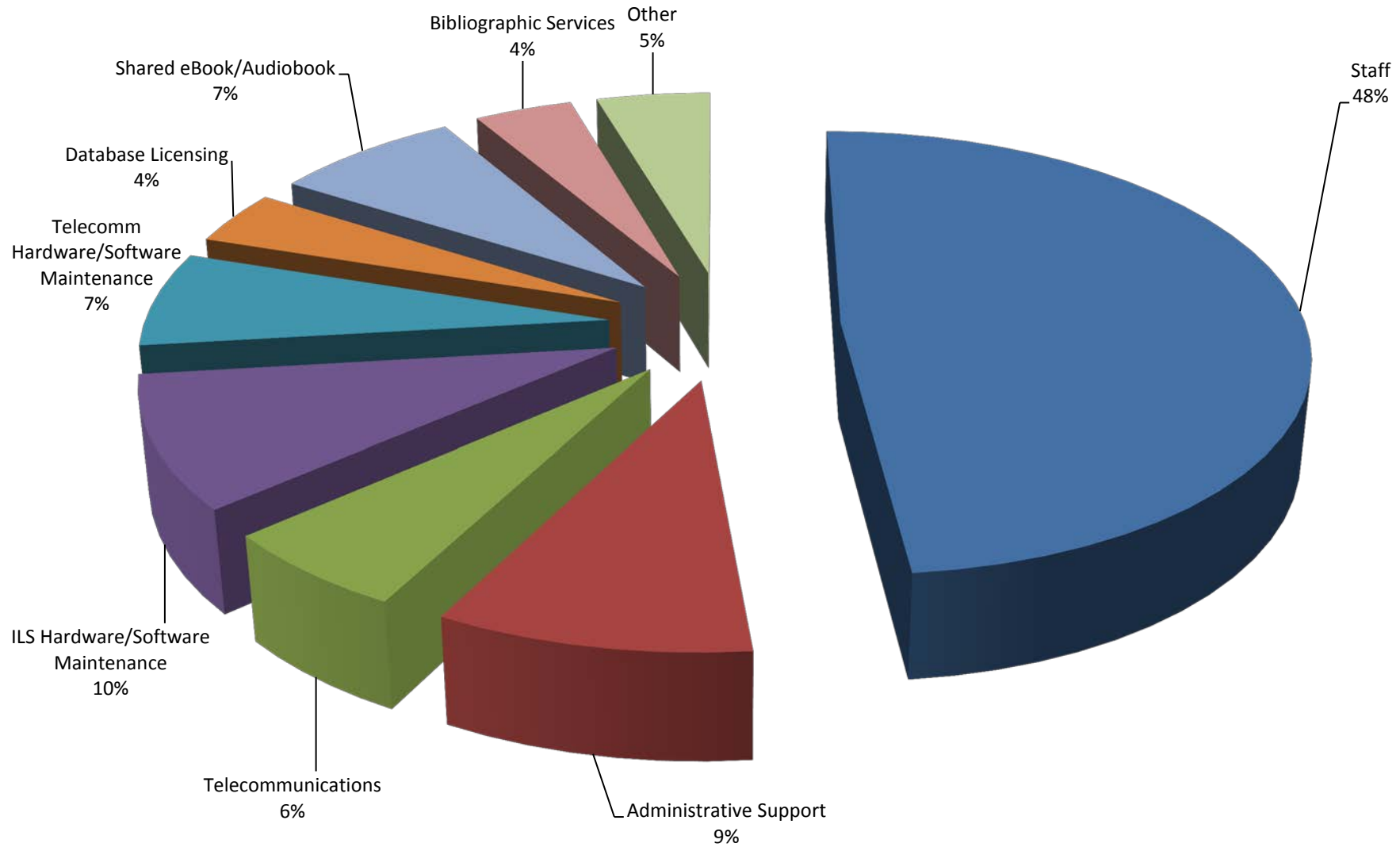
Appendix A-2 FY2013 Network Operating Income by Source



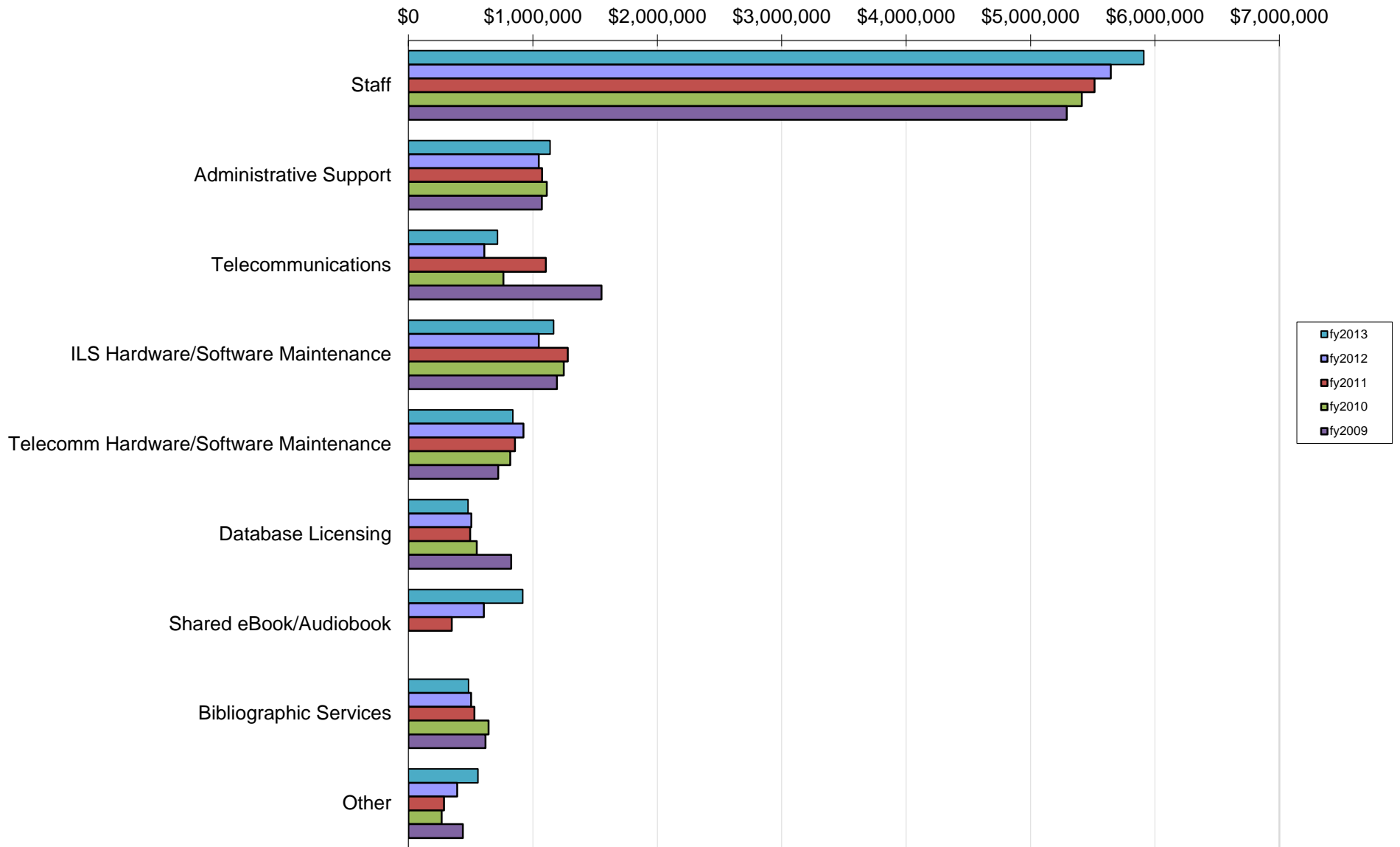
Appendix A-3 Network Operating Income by Source, FY2009 - FY2013



Appendix A-4 FY13 Network Operating Expenditures by Type as Percentage of Whole



Appendix A-5 Network Operating Expenditures by Type, FY2009 - FY2013



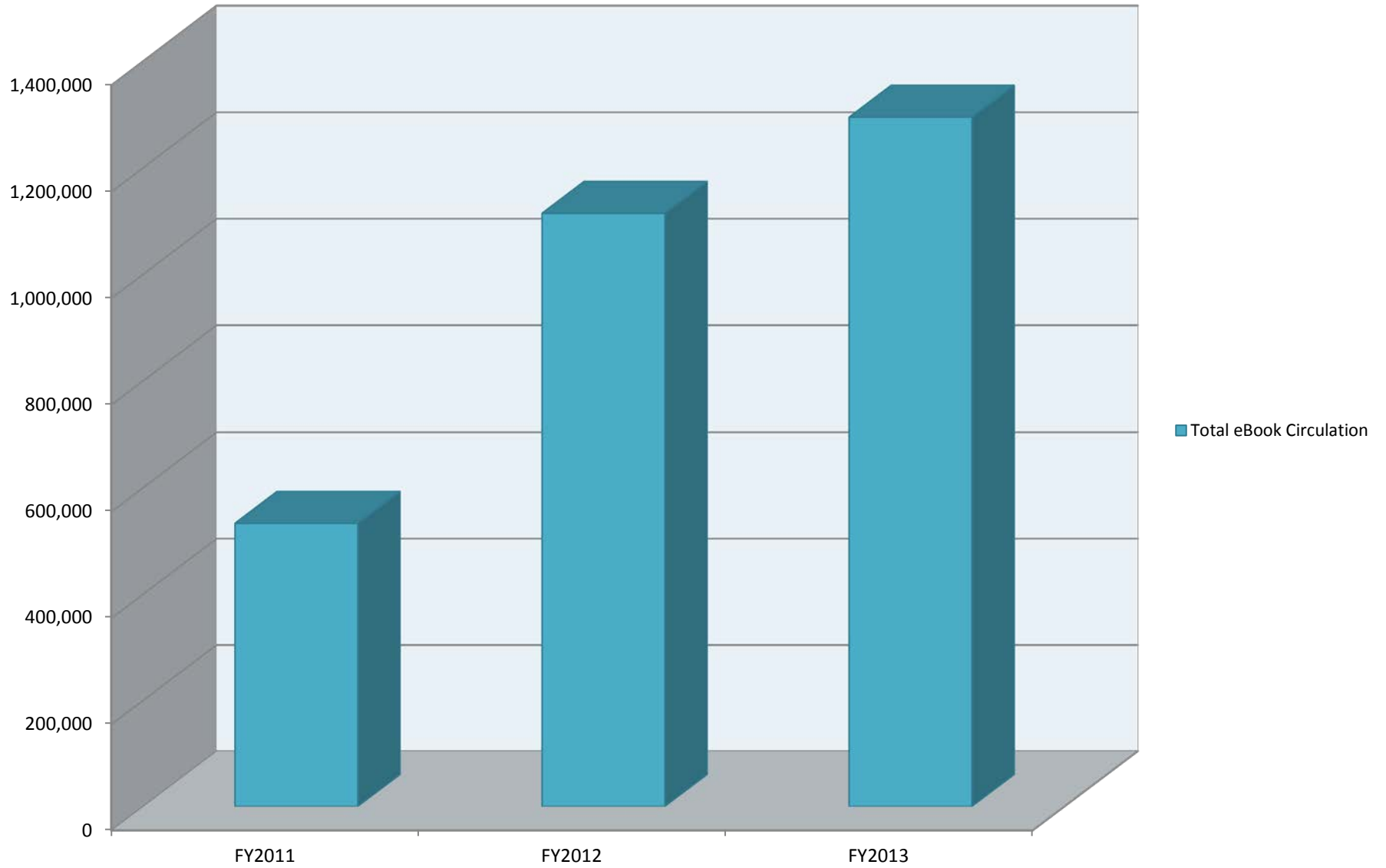
*Shared eBook/Audiobook data not collected before FY2011

APPENDIX A-6
CIRCULATION FY2011- FY2013

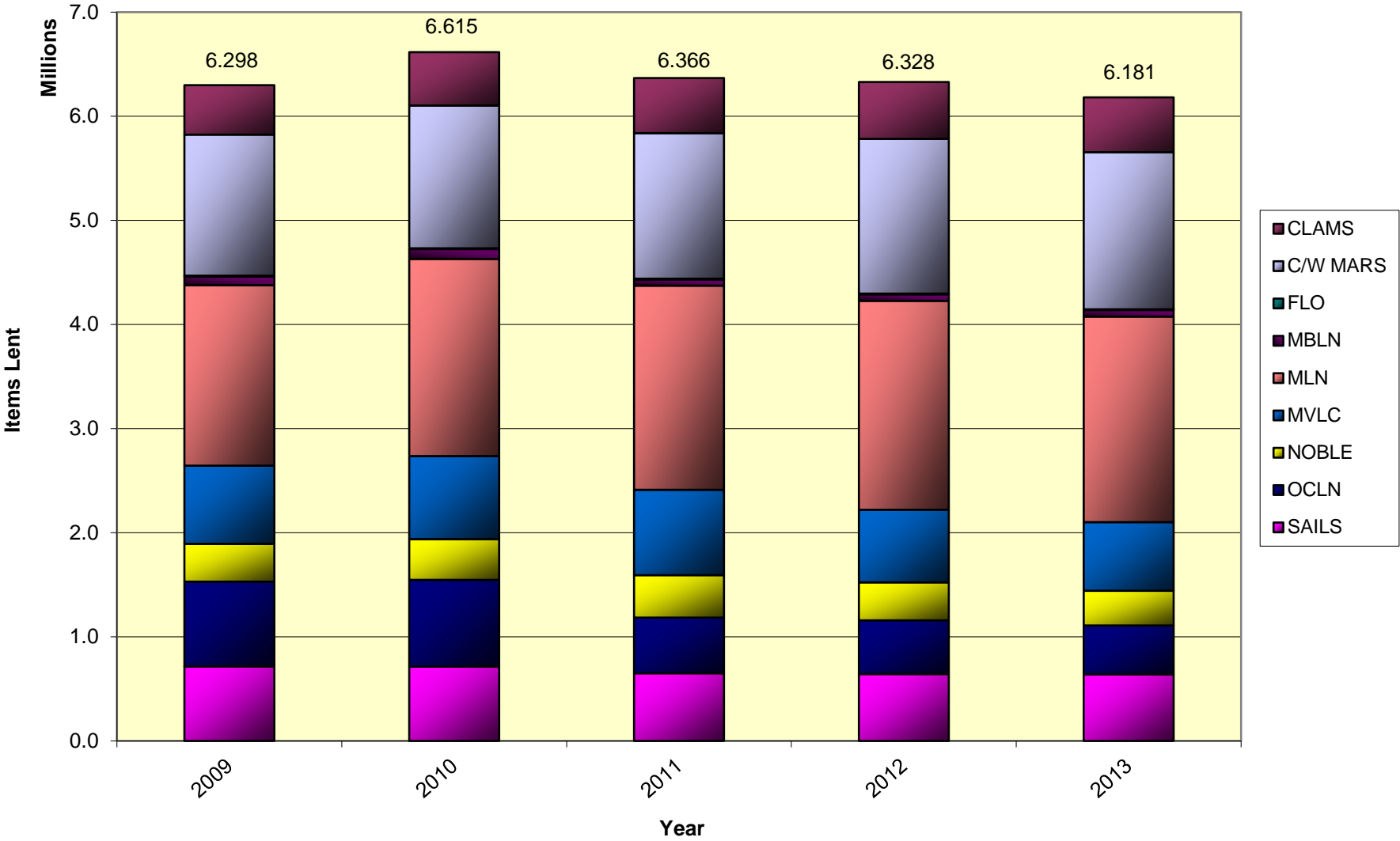
NETWORK	Total Circulation			Total eBook Circulation			Total Downloadable Audio Circulation			Total Downloadable Video Circulation		
	FY11	FY12	FY13	FY11	FY12	FY13	FY11	FY12	FY13	FY11	FY12	FY13
CLAMS	3,534,448	3,570,367	3,567,960	19,492	77,236	111,770	25,950	28,380	29,637	0	127	151
C/W MARS	12,975,356	13,031,889	13,395,595	28,046	119,284	228,017	34,954	54,121	71,157	959	1,177	1,944
FLO	251,711	565,344	241,585	185,747	285,437	11,030	703	48	0	4,949	37,626	0
MBLN	3,534,413	3,796,679	3,694,546	78,228	234,344	385,994	101,932	114,103	132,543	1,651	1,823	1,074
MLN	16,791,084	16,782,102	16,142,149	17,714	107,969	203,785	29,907	46,936	62,428	0	0	0
MVLC	6,472,964	6,325,024	6,099,865	11,776	48,695	81,665	32,650	34,432	37,963	0	0	0
NOBLE	3,901,674	3,865,781	3,294,571	9,554	51,076	76,492	15,488	19,261	22,027	0	0	0
OCLN	5,800,000	5,801,668	5,572,612	12,245	45,555	103,327	21,766	22,984	24,218	0	0	0
SAILS	4,532,938	4,506,773	4,295,063	170,620	145,172	93,183	24,175	24,917	28,948	0	0	0
TOTAL	57,794,588	58,245,627	56,303,946	533,422	1,114,768	1,295,263	287,525	345,182	408,921	7,559	40,753	3,169

Shared eBook/Audiobook data not collected before FY2011.

Appendix A-7 Total eBook Circulation FY2011-2013



Appendix A-8 Total Items Lent via Networks FY 2009 - 2013 (Most Recent Five Years)



APPENDIX A-9
CAPITAL EXPENDITURES FY2009-FY2013

NETWORK	Capital Expenditures				
	FY2009	FY2010	FY2011	FY2012	FY2013
CLAMS	\$0	\$19,496	\$4,029	\$25,966	\$37,808
C/W MARS	\$29,559	\$97,472	\$46,246	\$74,961	\$75,921
FLO	\$7,845	\$28,483	\$8,926	\$0	\$4,867
MBLN	\$0	\$0	\$0	\$99,697	\$0
MLN	\$72,861	\$10,241	\$34,445	\$72,448	\$4,483
MVLC	\$4,856	\$16,733	\$68,870	\$83,374	\$18,508
NOBLE	\$0	\$0	\$71,346	\$75,642	\$0
OCLN	\$12,855	\$0	\$29,533	\$3,700	\$0
SAILS	\$5,499	\$35,973	\$32,804	\$0	\$7,500
TOTAL	\$133,475	\$208,398	\$296,199	\$435,788	\$149,087

APPENDIX A-10
STAFFING FY2009-FY2013

NETWORK	Number of Staff (head count)					Hours Worked Per Week by all Staff					FTE (35 hrs/week)				
	FY09	FY10	FY11	FY12	FY13	FY09	FY10	FY11	FY12	FY13	FY09	FY10	FY11	FY12	FY13
CLAMS	8	8	8	6	7	244	244	245	208	226	6.9	6.9	7	5.9	6.5
C/W MARS	20	20	21	19	21	689.5	694.5	732	656	749	19.7	19.8	20.9	18.7	21.4
FLO	4	5	4	4	4	117	145	125	150	132	3.3	4.1	3.5	4.3	3.8
MBLN	5	5	5	5	6	87.5	87.5	87.5	88	114	2.5	2.5	2.5	2.5	3.3
MLN	15	15	15	15	15	517.5	517.5	517.5	517.5	517.5	14.78	14.78	14.7	14.8	14.8
MVLC	9	9	9	10	10	329	330	337.5	367.5	367.5	9.4	9.4	9.6	10.5	10.5
NOBLE	12	11	14	12	13	365	320.1	356.5	343.5	376.0	10	9.1	10.1	9.8	10.7
OCLN	6	6	6	6	6	225	225	225	225	225	6.4	6.4	6.4	6.4	6.4
SAILS	7	7	7	7	8	245	245	230	230	365	7	7	6.5	6.6	7.6
TOTAL	86	86	89	84	90	2819.5	2808.6	2856.0	2785.5	3072.0	79.98	79.98	81.20	79.50	85.00

Appendix B—Definitions for Data in the Networks Report, FY2013

Membership- Page 2	
Members	Total number of network members.
Sites	Number of discrete physical buildings served by the network. Includes branch libraries, multiple campuses, and bookmobiles.
Public	One of the 370 Massachusetts public libraries.
Schools	Public or private, K-12 school library or school library media center.
Academic	Library in a public or private college or university, technical school, and medical or law schools.
Special	Library in a business firm (law, sci-tech, consulting group, etc.), professional association, government agency, museum or other organized group; includes profit, not-for-profit, and non-profits.
Full Members	Full participant in the network according to existing rules and procedures of the network.
Mininets	In the C/W MARS network only, a public library serving a population under 10,000 or a school or academic library with a student FTE fewer than 1,000 that receives basic network services at a discounted cost with limited participation in network decision-making.
OLA/Associate	A library with a dedicated online connection to the network central site, that offers Internet access to the public and enters current acquisitions into the network database, but which does not circulate on the network and does not have its own vote.

Operating Income- Page 3	
Basic Fees	Fees paid by all members to belong to a network and for services common to all.
Elective Fees	Fees paid by members over and above basic membership fees to cover services only individual libraries choose to receive, such as databases or PC support.
MBLC Funds Telecommunications	State funds provided by the Massachusetts Board of Library Commissioners (MBLC) to offset telecommunications costs.
MBLC Funds Net Resource Sharing	State funds provided by the MBLC to offset network resource sharing costs.
MBLC Funds Small Libraries in Networks	State (or Federal) funds provided by the MBLC to offset the cost of network membership for certain public libraries serving populations of under 10,000.
Other Sources	Any additional sources of income including, but not limited to non-MBLC grants, endowments, gifts, investments, etc.
Total Operating Income	Sum of the network's operating revenues from all its sources.

E-Rate- Page 4	
E-Rate Received	Actual dollar figure of E-Rate discounts received during the fiscal year. This figure might not correspond to the total funding commitments that will have been awarded by the Schools and Libraries Division (SLD) of the Universal Service Administrative Company (USAC) for the corresponding program year. E-Rate program years are one year earlier than state fiscal years (<i>e.g.</i> , E-Rate program year 2012 is equivalent to state FY2013).
E-Rate Discount %	The discount percentage, or range of percentages, for network telecommunications and/or Internet services for which the network has received E-Rate funding.

Operating Expenditures- Page 5	
Staff	Includes salaries and wages before deductions, and benefits for all employees including social security, retirement, medical insurance, life insurance, unemployment insurance and compensation, guaranteed disability income protection, workmen's compensation, tuition, and housing benefits.
Administrative Support	Rent and phone, etc.
Telecommunication	Total amount expended for telecommunications services for central site and connected library outlets.
ILS Hardware/Software Maintenance	Integrated Library Systems hardware/software maintenance. The cost of ongoing annual maintenance contracts for system server(s) (<i>e.g.</i> , database, applications, mail, OPAC) and integrated library system vendor support contracts). Does not include original purchase/lease price.
Telecommunication Hardware/Software Maintenance	Includes the cost of maintenance contracts (<i>e.g.</i> , routers, switches, DSU's, network monitoring services) but not the original purchase/lease price.
Database Licensing	Money paid to vendors for purchase/lease/access for online database licenses for members. For example, Syndetics, OPAC content enhancement services.
Shared eBook/Audiobook	Money paid to vendors to lease/purchase electronic books for all network members (<i>e.g.</i> , Overdrive/Recorded Books).
Bibliographic Services	Annual fees paid to LYRASIS/OCLC/SkyRiver for bibliographic utility/cataloging and authority work.
Other Operating	
Total Operating	Sum of the operating expenditures from the network's budget for personnel, telecommunications, maintenance, licensing, annual fees and other operating expenditures.

Network Telecommunication Expenditures- Page 6	
Shared Internet Access	The annual network expenditures for shared Internet bandwidth required by to/from the network's central site. Costs are after any E-Rate discounts have been applied. Reported on "Telecommunications Expenditures Report".
Remote-to-Host	The total annual cost of network circuits to member library locations, including branches. These circuits may also support library Internet access, but must be managed and paid for by the network. Costs are after any E-Rate discounts have been applied. Reported on "Telecommunications Report".

Network Telecommunication Expenditures	The total reported on the ‘Telecommunications Report’ for each of the telecommunications service types: Internet Access for the Central Site, Remote-to-Host.
--	---

Capital Expenditures & Revenues- Page 7

Capital Revenue	Capital revenues include funding received for the purposes of capital projects. Includes LSTA equipment grants and other grant funds actually received (not necessarily the same as the amount awarded) during FY2013.
Capital Expenditures	Capital expenditures include nonrecurring expenditures for the acquisition of and/or addition to fixed assets. Local accounting practices determine whether a specific item is a capital expense or an operating expense.
Capital Improvement Fund	From either a dedicated capital improvement line or funds from a ‘‘reserve’’ account that may be used for capital improvements.

Circulation- Page 8

Total Circulation	The total annual circulation of all library materials of all types, including renewals. All materials in all formats that are charged out for use outside the library are counted. Interlibrary loan transactions included are only items borrowed for users. Items checked out to another library are not included.
Total Circulation of eBook	The total circulation of eBook content for the network as a whole.
Total Circulation of Downloadable Audio	The total circulation of downloadable audio for the network as a whole.
Total Circulation of Downloadable Video	The total circulation of downloadable video for the network as a whole.

Resource Sharing- Page 9

Number of Titles	Individual bibliographic records in the network’s database regardless of the format of the item. Includes MARC records describing electronic content (<i>e.g.</i> , eBooks, licensed periodical titles, downloadable audio and video). Excludes authority control records and community I&R records.
Number of Items	The number of item or holdings records, regardless of format. Records that reflect periodical holdings are included.
Electronically Facilitated ILL’s Network Transfers	Loan of materials on request between member libraries in a single network. Includes materials loaned to dial access or online affiliate libraries if the request is made through a hold, E-mail, or equivalent method on the network’s system, as well as material loaned by member libraries of the network to libraries in other Massachusetts networks if the request is made through a hold, E-mail or equivalent method on the network’s system. Transfers within a municipal public library system (<i>i.e.</i> , from branch to branch, branch to main or main to branch) are not included.

Electronically Facilitated ILL's From Virtual Catalog	Loan of materials requested through the statewide virtual catalog.
Electronically Facilitated ILL's Point-to-Point	Loan of materials with the transaction taking place directly between the borrowing and lending libraries with no intermediary and not facilitated by the virtual catalog.
Total ILL's	Total of Network Transfers, From Virtual Catalog, and Point to Point.

Staffing- Page 10

Number of Staff	Number of paid staff in all positions (head count).
Staff hours worked per week by all staff	Total number of hours worked in a typical week by all paid staff.
FTE (35 hrs. /wk.)	Full-Time equivalency. This is computed by totaling the hours worked in a typical week by all paid staff and dividing by 35.

Member Services- Page 11

Wireless Access Support Library PC's	Indicates whether the network supported wireless access in member libraries for PC's provided by the library.
Wireless Access Support Patron's PC's	Indicates whether the network supported wireless access in member libraries for PC's provided by library patrons.
Information & Referral Databases	Indicates whether the network hosted a community information and referral database for its members.
Digital Archiving Services	Indicates whether the network provided and supported a software application dedicated to digital materials, (image collections, audio files, binary files) such as SIRSI Hyperion or dynix "Digital Library."
Library Home Page Hosting	Indicates whether the network provided hosted web sites for member libraries. Does not include template pages with information on each library (such as hours, phone number). Includes home pages the network allowed the library to maintain content and/or customize the information on a regular basis.
Centralized PC Mgmt.	Indicates whether the network used systems management server software or similar applications to monitor or inventory connected workstations in member libraries and/or distribute new versions of client software applications to member libraries.
On-site PC support	Indicates whether the network sent out staff or contractual personnel to support connected PC's in member libraries.
On-site Advising/Consulting	Indicates whether the network sent out staff or contractual personnel to provide advisory or consulting services in the member library.
Continuing Education # Sessions	Number of sessions held.

Continuing Education # Attendees	Number of people attending the continuing education sessions.
Time & Print Management	Indicates whether the network provides time or print management for member libraries. (Y/N)

Member Services- Page 12	
Database Licenses: Total # of Databases Network-wide	Indicates the number of databases licensed as part of the basic membership fee. Databases were available both remotely and in-library
Database Licenses: Total # Databases - Individual Libraries	Indicates the number of databases that the network licensed only for a subgroup of members or individual libraries for an added fee. Databases were available both remotely and in-library
Database Licenses: In-library Only	The number of databases licensed with in-library only access as part of the basic membership.
Database Licenses: In-Library Only – Individual Libraries	The number of databases licensed with in library-only access for groups of members or individual libraries for an added fee
eBooks: Shared eBook Collections	Indicates whether the network supported shared eBook collections for members (Y/N)
eBooks: Shared eBook - Total Titles	The number of shared eBook titles in the network as of June 30.
eBooks: Shared eBook - Total Copies	The number of shared eBook copies in the network as of June 30.
eBooks: Added in FY13-- Title Added	The number of new shared titles added during the fiscal year.
eBooks: Added in FY13 - Copies Added	The number of new shared eBook copies added during the fiscal year.
eBooks: Member Exclusive Purchases	Indicates whether individual member libraries added eBooks not shared network-wide (e.g., Overdrive Advantage collections) (Y/N)
eBooks: Member Exclusive Purchases – Number of Libraries	The number of libraries that added exclusive purchase titles during the fiscal year.

Linking: OPAC to Online Journals	Links from OPAC to online journals and databases with full text. Indicates whether the network had links from serials OPAC records to online periodical content.
Linking: Online databases to OPAC	Indicates whether the network had links from online periodical content in separately subscribed online journals or full text database to its OPAC.
Cataloging	Indicates whether the network provided cataloging for member libraries. (Y/N)

APPENDIX C: FY2013 LIST OF NETWORK MEMBERS

NETWORK	TYPE	MEMBER NAME
CAPE LIBRARIES AUTOMATED MATERIALS SHARING		
CLAMS	Full	Aquinnah Public Library
CLAMS	Full	Barnstable, Hyannis Public Library Association
CLAMS	Full	Barnstable, Sturgis Library
CLAMS	Full	Barnstable, Cotuit Library
CLAMS	Full	Barnstable, Marstons Mills Public Library
CLAMS	Full	Barnstable, Centerville Public Library
CLAMS	Full	Barnstable, Whelden Memorial Library
CLAMS	Full	Barnstable, Osterville Free Library
CLAMS	Full	Bourne, Jonathan Bourne Public Library
CLAMS	Full	Brewster Ladies Library
CLAMS	Full	Cape Cod Community College, Wilkens Library
CLAMS	Full	Chatham, Eldredge Public Library
CLAMS	Full	Chilmark Free Public Library
CLAMS	Full	Dennis, West Dennis Free Public Library
CLAMS	Full	Dennis, South Dennis Public Library
CLAMS	Full	Dennis, Dennis Public Library
CLAMS	Full	Dennis, Jacob Sears Memorial Library
CLAMS	Full	Dennis, Dennis Memorial Library Association
CLAMS	Full	Eastham Public Library
CLAMS	Full	Edgartown Free Public Library
CLAMS	Full	Falmouth Public Library
CLAMS	Full	Falmouth, West Falmouth Library, Inc.
CLAMS	Full	Falmouth, Woods Hole Public Library
CLAMS	Full	Harwich, Brooks Free Library
CLAMS	Full	Mashpee Public Library
CLAMS	Full	Nantucket Atheneum
CLAMS	Full	Oak Bluffs Public Library
CLAMS	Full	Orleans, Snow Library
CLAMS	Full	Provincetown Public Library
CLAMS	Full	Tisbury, Vineyard Haven Public Library
CLAMS	Full	Truro Public Library
CLAMS	Full	Wellfleet Public Library
CLAMS	Full	West Tisbury Free Public Library

NETWORK	TYPE	MEMBER NAME
CLAMS	Full	Yarmouth Port Library
CLAMS	Full	Yarmouth Town Libraries
C/W MARS		
C/W MARS	OLA	Adams Free Library
C/W MARS	Full	Agawam Public Library
C/W MARS	Full	American International College, Shea Memorial Library
C/W MARS	Full	Amherst, Jones Library Inc.
C/W MARS	Full	Anna Maria College, Mondor-Eagen Library
C/W MARS	Mini-net	Ashby Free Public Library
C/W MARS	OLA	Athol Public Library
C/W MARS	Full	Atlantic Union College, G. Eric Jones Library
C/W MARS	Full	Auburn Public Library
C/W MARS	Full	Ayer Library
C/W MARS	OLA	Barre, Woods Memorial Library
C/W MARS	Full	Belchertown, Clapp Memorial Library
C/W MARS	Full	Bellingham Public Library
C/W MARS	Full	Berkshire Community College, Library
C/W MARS	Mini-net	Berlin Public Library
C/W MARS	Mini-net	Bernardston, Cushman Library
C/W MARS	Full	Blackstone Public Library
C/W MARS	Mini-net	Bolton Public Library
C/W MARS	Mini-net	Boxborough, Sargent Memorial Library
C/W MARS	OLA	Boylston Public Library
C/W MARS	OLA	Brookfield, Merrick Public Library
C/W MARS	Mini-net	Buckland Public Library
C/W MARS	Full	Charlton Public Library
C/W MARS	Mini-net	Cheshire Public Library
C/W MARS	Mini-net	Chesterfield Public Library
C/W MARS	Full	Chicopee Public Library
C/W MARS	Mini-net	Clarksburg Town Library
C/W MARS	OLA	Clinton, Bigelow Free Public Library
C/W MARS	Mini-net	Colrain, Griswold Memorial Library
C/W MARS	OLA	Cooley Dickinson Hospital, Medical Library
C/W MARS	Mini-net	Dalton Free Public Library

NETWORK	TYPE	MEMBER NAME
C/W MARS	Mini-net	Deerfield, Tilton Library
C/W MARS	Mini-net	Douglas, Simon Fairfield Public Library
C/W MARS	Mini-net	Dudley, Pearle L. Crawford Memorial Library
C/W MARS	OLA	East Brookfield Public Library
C/W MARS	Full	East Longmeadow Public Library
C/W MARS	Full	Easthampton, Emily Williston Memorial Library
C/W MARS	Full	Elms College, Alumnae Library
C/W MARS	Mini-net	Erving Public Library
C/W MARS	Full	Fitchburg Public Library
C/W MARS	OLA	Florida Free Library
C/W MARS	Mini-net	Frontier Regional School Library
C/W MARS	Full	Gardner, Levi Heywood Memorial Library
C/W MARS	Full	Grafton Public Library
C/W MARS	Mini-net	Granby Free Public Library
C/W MARS	OLA	Granville Public Library
C/W MARS	Full	Great Barrington, Mason Library
C/W MARS	Full	Greenfield Community College, Library
C/W MARS	Full	Greenfield Public Library
C/W MARS	OLA	Groton Public Library
C/W MARS	Mini-net	Hadley, Goodwin Memorial Library
C/W MARS	Mini-net	Hampden Free Public Library
C/W MARS	Full	Harvard Public Library
C/W MARS	OLA	Hatfield Public Library
C/W MARS	Mini-net	Heath Free Public Library
C/W MARS	Full	Holden, Gale Free Library
C/W MARS	Mini-net	Holland Public Library
C/W MARS	Full	Holyoke Community College Library
C/W MARS	Full	Holyoke Public Library
C/W MARS	Mini-net	Hopedale, Bancroft Memorial Library
C/W MARS	Full	Hopkinton Public Library
C/W MARS	Mini-net	Hubbardston Public Library
C/W MARS	Full	Hudson Public Library
C/W MARS	Mini-net	Lancaster, Thayer Memorial Library
C/W MARS	Mini-net	Lee Library Association
C/W MARS	OLA	Leicester Public Library
C/W MARS	Full	Lenox Library Association
C/W MARS	Full	Leominster Public Library

NETWORK	TYPE	MEMBER NAME
C/W MARS	Mini-net	Leverett Library
C/W MARS	Full	Longmeadow, Richard Salter Storrs Library
C/W MARS	Full	Ludlow, Hubbard Memorial Library
C/W MARS	Mini-net	Lunenburg Public Library
C/W MARS	Full	Marlborough Public Library
C/W MARS	Full	MA College of Liberal Arts, Eugene L. Freel Library
C/W MARS	Mini-net	Mendon, Taft Public Library
C/W MARS	Full	Milford Town Library
C/W MARS	Full	Millbury Public Library
C/W MARS	Mini-net	Millville Free Public Library
C/W MARS	Mini-net	Monson Free Library and Reading Room Association
C/W MARS	Mini-net	Montague Public Libraries, Carnegie Public Library
C/W MARS	Mini-net	Monterey Library
C/W MARS	Full	Mount Wachusett Community College
C/W MARS	Mini-net	New Marlborough Town Library
C/W MARS	Mini-net	New Salem Public Library
C/W MARS	Full	North Adams Public Library
C/W MARS	Full	Northbridge, Whitinsville Social Library
C/W MARS	Mini-net	North Brookfield, Haston Free Public Library
C/W MARS	Full	Northampton, Forbes Library
C/W MARS	Full	Northampton, Lilly Library
C/W MARS	Full	Northborough Free Library
C/W MARS	Mini-net	Northfield, Dickinson Memorial Library
C/W MARS	Mini-net	Orange, Wheeler Memorial Library
C/W MARS	Full	Oxford Free Public Library
C/W MARS	Full	Palmer Public Library
C/W MARS	OLA	Pathfinder Regional Vocational Technical High School, Palmer
C/W MARS	OLA	Paxton, Richards Memorial Library
C/W MARS	Full	Pepperell, Lawrence Library
C/W MARS	Mini-net	Petersham Memorial Library
C/W MARS	Full	Pittsfield, Berkshire Athenaeum
C/W MARS	Mini-net	Princeton Public Library
C/W MARS	Full	Quinsigamond Community College
C/W MARS	Mini-net	Richmond Free Public Library

NETWORK	TYPE	MEMBER NAME
C/W MARS	OLA	Rutland Free Public Library
C/W MARS	Mini-net	Sheffield, Bushnell-Sage Library
C/W MARS	Mini-net	Shelburne Free Public Library
C/W MARS	Mini-net	Shirley, Hazen Memorial Library
C/W MARS	Full	Shrewsbury Free Public Library
C/W MARS	Mini-net	Shutesbury, M.N. Spear Memorial Library
C/W MARS	Full	South Hadley Public Library
C/W MARS	Mini-net	Southampton, Edwards Public Library
C/W MARS	Mini-net	Southborough Public Library
C/W MARS	Full	Southbridge, Jacob Edwards Library
C/W MARS	OLA	Southwick Public Library
C/W MARS	Full	Spencer, Richard Sugden Public Library
C/W MARS	Full	Springfield City Library
C/W MARS	Full	Springfield Technical Community College Library
C/W MARS	Full	State Library of Massachusetts Library
C/W MARS	Mini-net	Sterling, Conant Public Library
C/W MARS	Mini-net	Stockbridge Library Association
C/W MARS	Mini-net	Sturbridge, Joshua Hyde Public Library
C/W MARS	Mini-net	Sunderland Public Library
C/W MARS	Mini-net	Sutton Free Public Library
C/W MARS	OLA	Templeton, Boynton Public Library
C/W MARS	Mini-net	Townsend Public Library
C/W MARS	Mini-net	Upton Town Library
C/W MARS	Full	Uxbridge Free Public Library
C/W MARS	OLA	Wales Public Library
C/W MARS	Mini-net	Ware, Young Men's Library Association
C/W MARS	OLA	Warren Public Library
C/W MARS	OLA	Warwick Free Public Library
C/W MARS	Full	Webster, Chester C. Corbin Public Library
C/W MARS	OLA	Wendell Free Library
C/W MARS	OLA	West Boylston, Beaman Memorial Public
C/W MARS	Mini-net	West Brookfield, Merriam-Gilbert Public
C/W MARS	Full	West Springfield Public Library
C/W MARS	Mini-net	West Stockbridge Public Library
C/W MARS	OLA	West Warren Library Association
C/W MARS	Full	Westborough Public Library
C/W MARS	Full	Westfield Athenaeum
C/W MARS	Mini-net	Westhampton Public Library

NETWORK	TYPE	MEMBER NAME
C/W MARS	Mini-net	Westminster, Forbush Memorial Library
C/W MARS	Full	Wilbraham Public Library
C/W MARS	Mini-net	Williamsburg, Meekins Library
C/W MARS	Mini-net	Williamstown, David & Joyce Milne Public
C/W MARS	Mini-net	Winchendon, Beals Memorial Library
C/W MARS	Full	Worcester Public Library
FENWAY LIBRARIES ONLINE		
FLO	Full	Massachusetts College of Pharmacy and Health Sciences, Sheppard Library
FLO	Full	Wentworth Institute of Technology, Alumni Library
FLO	Full	Massachusetts College of Art, Morton R. Godine Library
FLO	Full	Museum of Fine Arts, William Morris Hunt Memorial Library
FLO	Full	New England Conservatory of Music, Harriet M. Spaulding Library
FLO	Full	Emerson College
FLO	Full	Wheelock College
FLO	Full	Emmanuel College, Cardinal Cushing Library
FLO	Full	Lesley University, Ludcke Library
FLO	OLA	School of the Museum of Fine Arts, W. Van Alan Clark, Jr. Library
METRO BOSTON LIBRARY NETWORK		
MBLN	Full	Boston Public Library
MBLN	Full	State Transportation Library
MBLN	Full	Chelsea Public Library
MBLN	Full	Malden Public Library
MINUTEMAN LIBRARY NETWORK		
MLN	Full	Acton Memorial Library
MLN	Full	Arlington, Robbins Library
MLN	Full	Ashland Public Library
MLN	Full	Bedford Free Public Library
MLN	Full	Belmont Public Library
MLN	Full	Brookline Public Library
MLN	Full	Cambridge Public Library
MLN	Full	Concord Free Public Library
MLN	Full	Dean College, E. Ross Anderson Library

NETWORK	TYPE	MEMBER NAME
MLN	Full	Dedham Public Library
MLN	Full	Dover Town Library
MLN	Full	Framingham Public Library
MLN	Full	Framingham State University, Henry Whittemore Library
MLN	Full	Franklin Public Library
MLN	Full	Holliston Public Library
MLN	Full	Lasell College, Brennan Library
MLN	Full	Lexington, Cary Memorial Library
MLN	Full	Lincoln Public Library
MLN	Full	Massachusetts Bay Community College, Perkins Library
MLN	Full	Maynard Public Library
MLN	Full	Medfield Memorial Library
MLN	Full	Medford Public Library
MLN	Full	Medway Public Library System
MLN	Full	Millis Public Library
MLN	Full	Mount Ida College, Wadsworth Library
MLN	Branch	Natick, Bacon Free Library
MLN	Full	Natick, Morse Institute Library
MLN	Full	Needham Free Public Library
MLN	Full	Newbury College
MLN	Full	Newton Free Library
MLN	Full	Norwood, Morrill Memorial Library
MLN	Full	Pine Minor College, Annenberg Library
MLN	Full	Somerville Public Library
MLN	Full	Stow, Randall Library
MLN	Full	Sudbury, Goodnow Public Library
MLN	Full	Waltham Public Library
MLN	Full	Watertown Free Public Library
MLN	Full	Wayland Free Public Library
MLN	Full	Wellesley Free Library
MLN	Full	Weston Public Library
MLN	Full	Westwood Public Library
MLN	Full	Winchester Public Library
MLN	Full	Woburn Public Library
MERRIMACK VALLEY LIBRARY CONSORTIUM		
MVLC	Full	Amesbury Public Library
MVLC	Full	Andover, Memorial Hall Library

NETWORK	TYPE	MEMBER NAME
MVLC	Full	Billerica Public Library
MVLC	Full	Boxford Town Library
MVLC	Full	Burlington Public Library
MVLC	Full	Carlisle, Gleason Public Library
MVLC	Full	Chelmsford Public Library
MVLC	Full	Dracut, Moses Greeley Parker Memorial Library
MVLC	Full	Dunstable Free Public Library
MVLC	Full	Essex, T.O.H.P. Burnham Free Library
MVLC	Full	Georgetown, Peabody Library
MVLC	Full	Groveland, Langley Adams Library
MVLC	Full	Hamilton-Wenham Public Library
MVLC	Full	Haverhill Public Library
MVLC	Full	Ipswich Public Library
MVLC	Full	Lawrence Public Library
MVLC	Full	Littleton, Reuben Hoar Library
MVLC	Full	Lowell, Samuel S. Pollard Memorial Library
MVLC	Full	Manchester-by-the-Sea Public Library
MVLC	Full	Merrimac Public Library
MVLC	Full	Methuen, Nevins Memorial Library
MVLC	Full	Middleton, Flint Public Library
MVLC	Full	Newbury Town Library
MVLC	Full	Newburyport Public Library
MVLC	Full	North Andover, Stevens Memorial Library
MVLC	Full	North Reading, Flint Memorial Library
MVLC	Full	Rockport Public Library
MVLC	Full	Rowley Public Library
MVLC	Full	Salisbury Public Library
MVLC	Full	Tewksbury Public Library
MVLC	Full	Topsfield Town Library
MVLC	Full	Tyngsborough Public Library
MVLC	Full	West Newbury, G. A. R. Memorial Library
MVLC	Full	Westford, J. V. Fletcher Library
MVLC	Full	Wilmington Memorial Library
NORTH OF BOSTON LIBRARY EXCHANGE		
NOBLE	Full	Beverly Public Library
NOBLE	Full	Bunker Hill Community College
NOBLE	Full	Danvers, Peabody Institute Library
NOBLE	Full	Endicott College, Diane M. Halle Library

NETWORK	TYPE	MEMBER NAME
NOBLE	Full	Everett, Parlin Memorial Library
NOBLE	Full	Gloucester Lyceum & Sawyer Free Library
NOBLE	Full	Gordon College, Jenks Library
NOBLE	Full	Lynn Public Library
NOBLE	Full	Lynnfield Public Library
NOBLE	Full	Marblehead, Abbot Public Library
NOBLE	Associate	Massachusetts Board of Library Commissioners
NOBLE	Full	Melrose Public Library
NOBLE	Full	Merrimack College, McQuade Library
NOBLE	Full	Middlesex Community College
NOBLE	Associate	Montserrat College of Art, Paul M. Scott Library
NOBLE	Full	North Shore Community College
NOBLE	Full	Northern Essex Community College, Bentley Library
NOBLE	Full	Peabody, Peabody Institute Library
NOBLE	Full	Phillips Academy, Oliver Wendell Holmes Library
NOBLE	Full	Reading Public Library
NOBLE	Full	Revere Public Library
NOBLE	Full	Salem Public Library
NOBLE	Full	Salem State University, E. Berry Library and Learning Commons
NOBLE	Full	Saugus Public Library
NOBLE	Full	Stoneham Public Library
NOBLE	Full	Swampscott Public Library
NOBLE	Full	Wakefield, Lucius Beebe Memorial Library
NOBLE	Full	Winthrop Public Library
OLD COLONY LIBRARY NETWORK		
OCLN	Full	Abington Public Library
OCLN	Full	Avon Public Library
OCLN	Full	Braintree, Thayer Public Library
OCLN	Full	Brockton Public Library System
OCLN	Full	Canton Public Library
OCLN	Full	Cohasset, Paul Pratt Memorial Library
OCLN	Full	Duxbury Free Library
OCLN	Full	Eastern Nazarene College, Nease Library
OCLN	Full	Hanover, John Curtis Free Library

NETWORK	TYPE	MEMBER NAME
OCLN	Full	Hingham Public Library
OCLN	Full	Holbrook Public Library
OCLN	Full	Hull Public Library
OCLN	Full	Kingston Public Library
OCLN	Full	Marshfield, Ventress Memorial Library
OCLN	Full	Massasoit Community College
OCLN	Full	Milton Public Library
OCLN	Full	Norwell Public Library
OCLN	Full	Plymouth Public Library
OCLN	Full	Quincy, Thomas Crane Public Library
OCLN	Full	Randolph, Turner Free Library
OCLN	Full	Rockland Memorial Library
OCLN	Full	Sandwich Free Public Library
OCLN	Full	Scituate Town Library
OCLN	Full	Sharon Public Library
OCLN	Full	Stoughton Public Library
OCLN	Full	Walpole Public Library
OCLN	Full	Weymouth Public Libraries
OCLN	Full	Whitman Public Library
SAILS, INC.		
SAILS	Full	Acushnet, Russell Memorial Library
SAILS	Full	Anna Ware Jackson Library Media Center
SAILS	Full	Attleboro High School
SAILS	Full	Attleboro Public Library
SAILS	Full	B.M.C. Durfee High School, Ambrose Keeley Library
SAILS	Full	Beatrice H. Wood Elementary School Library, Plainville
SAILS	Full	Berkley Public Library
SAILS	Full	Bridgewater Public Library
SAILS	Full	Bristol Community College
SAILS	Full	Carver Public Library
SAILS	Full	Dartmouth Public Libraries
SAILS	Full	Delaney Elementary School
SAILS	Full	Dighton Public Library
SAILS	Full	Dr. Kevin M. Hurley Middle School Library
SAILS	Full	East Bridgewater Central School
SAILS	Full	East Bridgewater High School, Library
SAILS	Full	East Bridgewater Public Library

NETWORK	TYPE	MEMBER NAME
SAILS	Full	Easton, Ames Free Library of Easton, Inc.
SAILS	Full	Fairhaven, Millicent Library
SAILS	Full	Fall River Public Library
SAILS	Full	Foxborough High School
SAILS	Full	Foxborough, Boyden Library
SAILS	Full	Kennedy Freeman Elementary School
SAILS	Full	Freetown, James White Memorial Library
SAILS	Full	George R. Martin Elementary School
SAILS	Full	Gordon Mitchell Middle School, East Bridgewater
SAILS	Full	H. Olive Day Elementary School
SAILS	Full	Halifax, Holmes Public Library
SAILS	Full	Hanson Public Library
SAILS	Full	John J. Ahern Middle School, Foxborough
SAILS	Full	Keith Middle School
SAILS	Full	Lakeville Free Public Library
SAILS	Full	Mansfield Public Library
SAILS	Full	Marion, Elizabeth Taber Library
SAILS	Full	Massachusetts Maritime Academy, Library
SAILS	Full	Mattapoisett Free Public Library
SAILS	Full	Middleborough Public Library
SAILS	Full	Mildred H. Aitken Elementary School
SAILS	Full	New Bedford Free Public Library
SAILS	Full	New Bedford High School
SAILS	Full	Norfolk Public Library
SAILS	Full	Normandin Middle School, New Bedford
SAILS	Full	North Attleborough, Richards Memorial Lib
SAILS	Full	Norton Public Library
SAILS	Full	Pembroke Public Library
SAILS	Full	Plainville Public Library
SAILS	Full	Plympton Public Library
SAILS	Full	Raynham Public Library
SAILS	Full	Rehoboth, Blanding Free Public Library
SAILS	Full	Rochester, Joseph H. Plumb Memorial Lib
SAILS	Full	Roderick Elementary School, Raymond Lib
SAILS	Full	Roosevelt Middle School, New Bedford
SAILS	Full	Seekonk High School
SAILS	Full	Seekonk Public Library
SAILS	Full	Somerset Public Library

NETWORK	TYPE	MEMBER NAME
SAILS	Full	Somerset Berkley Regional High School
SAILS	Full	Southeastern Regional Vocational-Technical School, Easton
SAILS	Full	Swansea Free Public Library
SAILS	Full	Taunton Public Library
SAILS	Full	Wareham Free Library
SAILS	Full	West Bridgewater Public Library
SAILS	Full	Westport Free Public Library
SAILS	Full	Wrentham, Fiske Public Library