



Massachusetts Libraries

BOARD OF LIBRARY COMMISSIONERS

Massachusetts Library Data

Automated Resource Sharing Networks Report

FY2015 (July 1, 2014- June 30, 2015)

Distributed: July, 2017

Massachusetts Board of Library Commissioners

Gregory J. Shesko, Chairman

Mary Ann Cluggish, Vice-Chairman

Carol Caro, Secretary

George T. Comeau, Esq.

Mary Kronholm

Francis R. Murphy

Roland Ochsenbein

N. Janeen Resnick

Alice M. Welch

Prepared with LSTA funds

Preparation of this report was supported in part by the Institute of Museum and Library Services. However, the opinions expressed herein do not necessarily reflect the position or policy of that agency, and no official endorsement by that agency should be inferred.

Introduction

The Automated Resource Sharing Networks Report, FY2015 displays data submitted by nine automated resource sharing networks serving libraries in Massachusetts.

With this report we present data about the automated resource sharing networks in one consistent format. Please note that some of the data reflects activity during fiscal year 2015 (July 1, 2014-June 30, 2015) while other data is reported as a snapshot as of June 30, 2015.

We assess annually the usefulness of the data presented here, we will consider adding or deleting data elements based on feedback from the networks, the Board, and the library community.

We welcome your comments.

Paul Kissman, Library Information Systems Specialist
Rachel Masse, Administrative Coordinator

Dianne L. Carty, Director
Massachusetts Board of Library Commissioners
98 North Washington Street, Suite 401, Boston, MA 02114
1-800-952-7403 or 617-725-1860
www.mass.gov/mblc

Massachusetts Library Data: Automated Resource Sharing Networks Report FY2015 (July 1, 2014 - June 30, 2015)

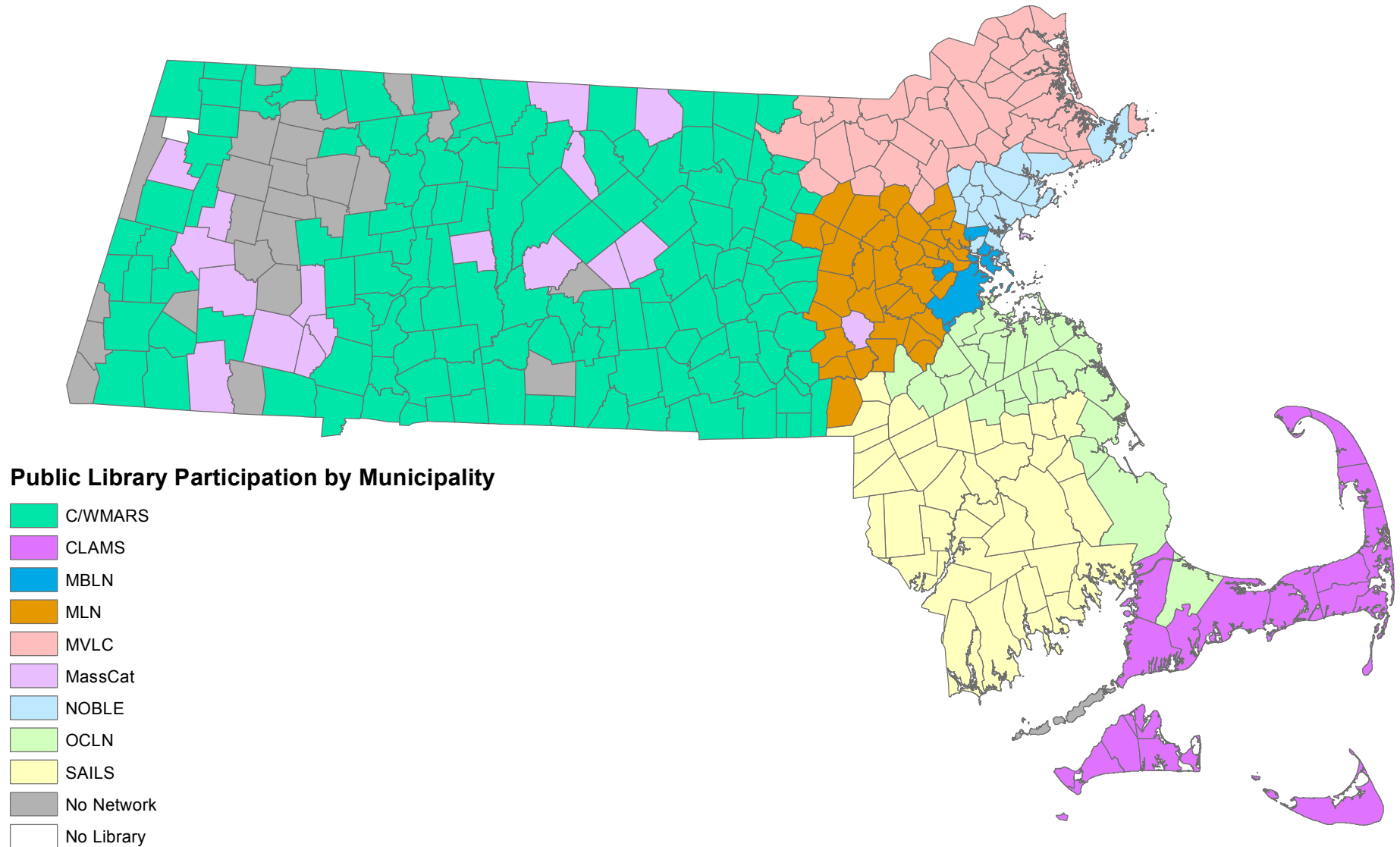
Distributed: July, 2017

Automated Resource Sharing Networks Report FY2015 (July 1, 2014 - June 30, 2015)

Table of Contents

Network Address List.....	1
Network Membership.....	2
Total Operating Income.....	3
Erate Income.....	4
Total Operating Expenditures.....	5
Network Telecommunication Expenditures.....	6
Capital Revenue & Expenditures.....	7
Circulation Information.....	8
Resource Sharing Information.....	9
Staffing.....	10
Member Services Provided.....	11-12
 Appendix A - Charts and Tables	
A-1, Network Membership by Type as of June 30, 2015.....	13
A-2, FY2015 Network Operating Income by Source.....	14
A-3, Network Operating Income by Source, FY2011- FY2015.....	15
A-4, FY2015 Network Operating Expenditures by Type as Percentage of Whole.....	16
A-5, Network Operating Expenditures by Type, FY2011 - FY2015.....	17
A-6, Circulation, FY2012- FY2015.....	18
A-7, Total eBook & Audio Book Circulation, FY2011-2015.....	19
A-8, Total Items Lent via Networks, FY2011-2015.....	20
A-9, Capital Expenditures-FY2011 - FY2015.....	21
A-10, Staffing Table-FY2011 - FY2015.....	22
 Appendix B - Definitions for Networks Data.....	 23
Appendix C - List of Network Members.....	29

Massachusetts Board of Library Commissioners Public Library Participation in Automated Resource Sharing Networks



as of June30,2015

NETWORK ADDRESS LIST AS OF JUNE 30, 2015

Cape Libraries Automated Materials Sharing, Inc. (CLAMS)

Gayle Simundza, Administrator
270 Communication Way, Unit 4E/4F, Hyannis, MA 02601
Phone: (508) 790-4399 Fax: (508) 771-4533
FY15 President: Jennie Wiley, Cotuit Library, Barnstable
Vendor Info: Innovative Interfaces, Sierra 1.2.2.6

C/W MARS, Inc.

Tim Spindler, Administrator
67 Millbrook Street, Suite 201, Worcester, MA 01606
Phone: (508) 755-3323 Fax: (508) 755-3721
FY15 President: Deb Sprat, Lawrence Library, Pepperell
Vendor Info: Equinox, Evergreen 2.7

Fenway Libraries Online (FLO)

Walter Stine, Administrator
c/o Wentworth Institute of Technology Library
550 Huntington Avenue, Boston, MA 02115
Phone: (617) 442-2384 Fax: (617) 989-4902
FY15 President:
Susan von Daum Tholl, Emmanuel College, Cardinal Cushing Library
Vendor Info: Ex Libris, Voyager 9.0.0

Metro-Boston Library Network (MBLN)

Anna Fahey-Flynn, Administrator
Boston Public Library
700 Boylston Street, Boston, MA 02116
Phone: (617) 859-2385 Fax: (617) 236-4306
FY15 President: Not Applicable
Vendor Info: Innovative Interfaces, Inc., Polaris 5.0

Minuteman Library Network (MLN)

Susan McAlister, Administrator
10 Strathmore Road, Natick, MA 01760
Phone: (508) 655-8008 Fax: (508) 655-1507
FY15 President: Margaret Perkins, Medway Public Library
Vendor Info: Innovative Interfaces, Sierra Library Services Platform 1.2.3_1

Merrimack Valley Library Consortium (MVLC)

Eric Graham, Executive Director
4 High Street, Suite 175, North Andover, MA 01845
Phone: (978) 557-1050 Fax: (978) 557-8101
FY15 President: Nanci Milone-Hill, Moses Greeley Parker Memorial Library, Dracut
Vendor Info: Evergreen 2.7

North of Boston Library Exchange (NOBLE)

Ronald Gagnon, Executive Director
26 Cherry Hill Drive, Danvers, MA 01923
Phone: (978) 777-8844 Fax: (978) 750-8472
FY15 President:
Brian Courtemanche, Endicott College, Halle Library
Vendor Info: Evergreen 2.7

Old Colony Library Network (OCLN)

David Slater, Administrator
220 Forbes Road, Suite 401, Braintree, MA 02184
Phone: (781) 794-2513 Fax: (781) 794-2517
FY15 President: Terri Stano, Thayer Public Library, Braintree
Vendor Info: SirsiDynix, Unicorn Symphony 3.5.0

SAILS, Inc.

Deborah Conrad, Administrator
10 Riverside Drive, Suite 102, Lakeville, MA 02347
Phone: (508) 946-8600 Fax: (508) 946-8605
FY15 President:
Melissa Campbell, Plainville Public Library
Vendor Info: Sirsi-Dynix, Symphony, 3.5.0.0

NETWORK MEMBERSHIP AS OF JUNE 30, 2015

NETWORK	Members/ Sites					Membership Type		
	Public	School	Academic	Special	Total	Full	Mininet	OLA/ Associate*
CLAMS	34 / 37	0 / 0	1 / 1	0 / 0	35 / 38	35	0	0
C/W MARS*	135 / 172	0 / 0	10 / 10	1 / 1	146 / 183	62	84	0
FLO	0 / 0	0 / 0	9 / 13	1 / 2	10 / 15	10	0	0
MBLN	3 / 28	2 / 23	2 / 2	1 / 1	8 / 54	8	0	0
MLN	36 / 54	0 / 0	7 / 8	0 / 0	43 / 62	43	0	0
MVLC	36 / 39	0 / 0	0 / 0	0 / 0	36 / 39	36	0	0
NOBLE*	17 / 22	1 / 1	9 / 12	1 / 1	28 / 36	28	0	0
OCLN	26 / 35	0 / 0	3 / 5	0 / 0	29 / 40	29	0	0
SAILS	38 / 47	21 / 21	2 / 4	1 / 1	62 / 73	62	0	0
TOTAL	325 / 434	24 / 45	43 / 55	5 / 6	397 / 540	313	84	0

* C/W MARS "Online Affiliate Only" (OLA) membership and NOBLE "Associate" membership are similar.

TOTAL OPERATING INCOME FOR FY2015

NETWORK	Member Fees		MBLC Funds				Other Sources	Total Operating Income
	Basic Fees	Elective Fees	Telecomm *	Resource Sharing	Small Libs/Nets§	Total MBLC Funds		
CLAMS	\$824,299	\$0	\$46,028	\$72,187	\$19,036	\$137,251	\$36,464	\$998,014
C/W MARS	\$2,294,264	\$69,327	\$175,720	\$224,723	\$228,025	\$628,468	\$2,820	\$2,994,879
FLO	\$456,286	\$13,498	\$5,100	\$67,936	\$0	\$73,036	\$133,964	\$676,784
MBLN	\$606,161	\$18,806	\$49,281	\$184,245		\$233,526	\$972,813	\$1,831,306
MLN	\$2,238,838	\$4,538	\$62,698	\$197,267	\$8,875	\$268,840	\$3,600	\$2,515,816
MVLC	\$1,234,497	\$19,020	\$28,555	\$101,452	\$38,330	\$168,337	\$22,654	\$1,444,508
NOBLE	\$1,246,552	\$89,214	\$35,822	\$126,953		\$162,775	\$7,967	\$1,506,508
OCLN	\$849,956	\$500	\$39,946	\$94,895	\$2,794	\$137,635	\$33,065	\$1,021,156
SAILS	\$857,326	\$119,623	\$30,940	\$111,078	\$19,084	\$161,102	\$38,266	\$1,176,317
TOTAL	\$10,608,179	\$334,526	\$474,090	\$1,180,736	\$316,144	\$1,970,970	\$1,251,613	\$14,165,288

*The Massachusetts Library System received \$13,174 to support telecomm for non-network libraries, for a program total of \$487,264

§ The Massachusetts Library System received \$10,500 from Account 7000-9506 for a total Small Libraries in Networks amount of \$326,644.

ERATE FUNDING FOR FY2015

NETWORK	Erate Funding	Erate Discount %
CLAMS	\$ 9,200	57%
C/W MARS	\$ -	#N/A
FLO	#N/A	#N/A
MBLN	\$ 93,035	80%
MLN	\$ -	#N/A
MVLC	\$ 16,640	43%
NOBLE	\$ -	#N/A
OCLN	\$ -	#N/A
SAILS	\$ 10,124	46%
TOTAL	\$ 119,799	

*As reported on FY2015 Telecommunications Expenditure Summary Report. Total E-Rate funds actually received during the fiscal year may not agree with the E-Rate Funding Commitment for that year.

TOTAL OPERATING EXPENDITURES FOR FY2015

NETWORK	Staff	Admin. Support	Telecomm*	ILS Hardware/ Software Maint.	Telecomm. Hardware/ Software Maint.	Database Licensing	Shared eBook/ Audiobook	Bibliographic Services	Other Operating	Total Operating
CLAMS	\$433,894	\$90,562	\$55,949	\$75,624	\$38,841	\$59,600	\$108,737	\$20,656	\$68,998	\$952,861
C/W MARS	\$1,504,756	\$156,675	\$225,075	\$220,500	\$18,000	\$139,000	\$274,908	\$100,544	\$95,000	\$2,734,458
FLO	\$384,238	\$106,702	\$6,000	\$51,760	\$1,526	\$1,500	\$69,703	\$10,677	\$32,033	\$664,139
MBLN	\$333,072	\$27,383	\$82,981	\$191,202	\$993,091	\$0	\$0	\$18,833	\$34,200	\$1,680,762
MLN	\$1,050,950	\$184,346	\$74,023	\$215,003	\$20,905	\$58,999	\$400,000	\$123,093	\$136,098	\$2,263,417
MVLC	\$802,779	\$139,303	\$35,482	\$1,400	\$92,906	\$50,255	\$80,985	\$65,300	\$81,229	\$1,349,639
NOBLE	\$869,023	\$172,156	\$39,888	\$44,713	\$39,128	\$140,318	\$103,822	\$53,364	\$117,217	\$1,579,629
OCLN	\$521,217	\$104,374	\$49,164	\$82,634	\$2,897	\$92,103	\$83,360	\$56,008	\$171,423	\$1,163,180
SAILS	\$547,897	\$121,585	\$27,375	\$177,345	\$10,380	\$28,483	\$96,973	\$47,880	\$0	\$1,057,918
TOTAL	\$6,447,826	\$1,103,086	\$595,937	\$1,060,181	\$1,217,674	\$570,258	\$1,218,488	\$496,355	\$736,198	\$13,446,003

*Expenditures after E-rate discounts applied

NETWORK TELECOMMUNICATION EXPENDITURES FOR FY2015*

NETWORK	Shared Internet Access	Remote-to-Host	Total Telecommunication Expenditures
CLAMS	\$12,582	\$43,367	\$55,949
C/W MARS	\$17,760	\$207,315	\$225,075
FLO	\$6,000	\$0	\$6,000
MBLN	\$10,981	\$72,000	\$82,981
MLN	\$18,144	\$55,879	\$74,023
MVLC	\$12,675	\$22,807	\$35,482
NOBLE	\$11,962	\$27,926	\$39,888
OCLN	\$2,784	\$46,380	\$49,164
SAILS	\$1,620	\$25,755	\$27,375
TOTAL	\$94,508	\$501,429	\$595,937

*Expenditures after E-Rate discounts applied.

CAPITAL REVENUE & EXPENDITURES FOR FY2015

NETWORK	Capital Revenue	MBLC Funds Infrastructure	Capital Expenditures	Capital Improvement Fund
CLAMS	\$19,821	\$17,334	\$78,884	\$354,550
C/W MARS	\$50,976	\$50,976	\$61,331	\$1,055,549
FLO	\$0	\$11,382	\$7,350	\$1,116,197
MBLN	\$0	\$18,887	\$14,644	\$0
MLN	\$51,330	\$23,545	\$97,196	\$415,757
MVLC	\$17,100	\$17,593	\$44,419	\$230,875
NOBLE	\$0	\$16,558	\$17,887	\$1,094,125
OCLN	\$76,986	\$17,851	\$158,205	\$615,610
SAILS	\$35,528	\$25,874	\$73,878	\$450,000
TOTAL	\$251,741	\$200,000	\$553,794	\$5,332,663

CIRCULATION INFORMATION FOR FY2015

NETWORK	Total Circulation	Total eBook Circulation	Total eBook <i>section</i> Circulation	Total Downloadable Audio Circulation	Total Downloadable Video Circulation	Overdrive Advantage Circulation
CLAMS	3,514,737	176,996	0	52,325	110	YES
C/W MARS	12,415,801	431,999	0	169,052	259	NO
FLO	192,716	17,470	1,669	0	0	NO
MBLN	3,945,660	949,044	711,611	237,133	318	NO
MLN	15,128,755	547,697	0	179,368	4,127	YES
MVLC	5,662,233	122,253	194,504	53,010	444	NO
NOBLE	3,393,052	112,528	0	40,633	0	NO
OCLN	5,073,148	180,070	0	57,533	182	NO
SAILS	4,215,128	285,652	0	42,464	627	YES
TOTAL	53,541,230	2,823,709	907,784	831,518	6,067	

RESOURCE SHARING INFORMATION AS OF JUNE 30, 2015

NETWORK	Bibliographic Database		Electronically Facilitated ILLs			
	Number of Titles	Number of Items	Network Transfers*	URSA & ComCat§	Point-to-Point	Total ILLs
CLAMS	561,725	1,778,844	507,022	340	657	508,019
C/W MARS	2,425,920	8,679,482	1,446,417	8,050	0	1,454,467
FLO	1,319,118	1,397,222	4,052	912	0	4,964
MBLN	3,453,227	4,898,841	83,114	1,804	3,639	88,557
MLN	1,492,636	6,316,189	1,855,556	2,114	4,631	1,862,301
MVLC	909,951	3,238,920	661,067	2,322	7,128	670,517
NOBLE	2,571,257	4,874,900	302,102	4,899	2,724	309,725
OCLN	1,019,732	3,976,774	395,931	4,096	81	400,108
SAILS	1,129,623	3,700,026	611,699	2,989	370	615,058
TOTAL	14,883,189	38,861,198	5,866,960	27,526	19,230	5,913,716

* The Network Transfer count for FY2015 excludes renewals where possible. Some network system software cannot distinguish certain types of renewals from the original loan.

§FY2015 was a transition year between the Virtual Catalog (URSA) and the Commonwealth Catalog (ComCat). Many systems were offline for months during this period. Point to Point lends were higher than in previous years.

STAFFING AS OF JUNE 30, 2015

NETWORK	Number of Staff	Hours Worked Per Week by all Staff	FTE (35 hrs/wk)
CLAMS	7	226	6.4
C/W MARS	19	673.5	19.2
FLO	4	140	4.0
MBLN	6	114	3.3
MLN	14	512.5	14.6
MVLC	10	375	10.7
NOBLE	12	382	10.9
OCLN	6	225	6.4
SAILS	8	265	7.5
TOTAL	86	2,913	83.0

MEMBER SERVICES PROVIDED AS OF JUNE 30, 2015
NUMBER OF PARTICIPATING LIBRARIES

NETWORK	Wireless Access Support		Information & Referral Databases	Digital Archiving Services	Library Home Page Hosting	Centralized PC Mgmt.	On-site PC support	On-site Advising/ Consulting	Continuing Education		Time & Print Mgmt.
	Library PC's	Patron PC's							# of Sessions	# of Attendees	
	CLAMS										
C/W MARS	89	48		36			YES	YES	93	801	YES
FLO				5					2	24	
MBLN	3	3						56	30	79	
MLN			23				43	43	22	421	
MVLC					2	36	22	36	36	216	YES
NOBLE				11	18		14	YES	26	470	YES
OCLN									50	114	
SAILS				14	5		35	YES	72	229	27
									348	2,535	

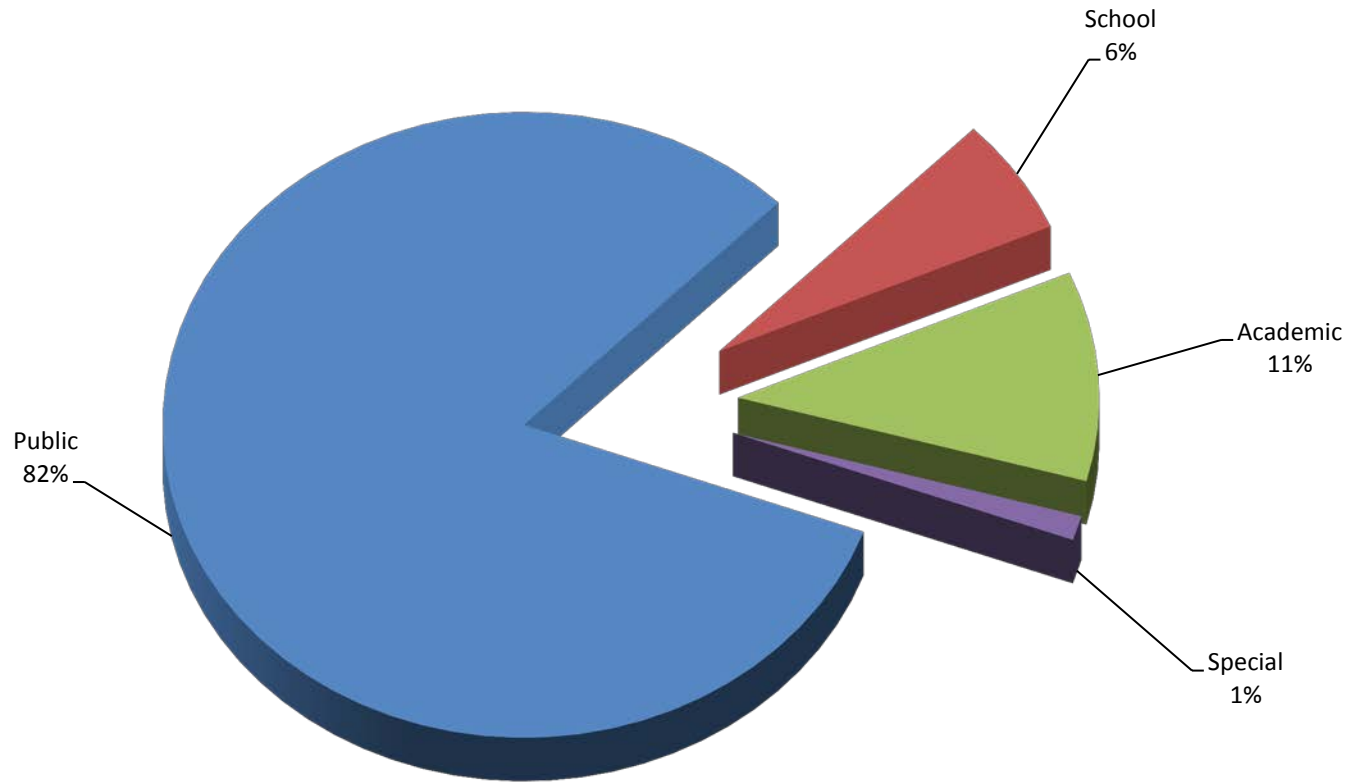
MEMBER SERVICES PROVIDED AS OF JUNE 30, 2015

NETWORK	Database Licenses				eBooks [§]						Linking		Cataloging	
	Total Number of Databases		"In-library Only" databases		Shared eBook collections		Added in FY2015		Member exclusive purchases		OPAC to Online Journals	Online to OPAC		
	Networkwide	Individual	Networkwide	Individual	Y/N	Total Titles	Total Copies	Titles Added	Copies Added	Y/N				Number of Libraries
CLAMS	3	0	0	0	YES	25,032	27,420	3,749	4,819	YES	28	YES	NO	YES
C/W MARS	4	0	0	0	YES	20,082	22,965	9,870	11,446	YES	8	YES	NO	YES
FLO	1	91	0	0	YES	202,657	202,657	-7,539	-7,539	NO	0	YES	YES	NO
MBLN*	0	0	0	0	NO	0	0	21,579	28,260	NO	0	YES	YES	YES
MLN	4	6	0	1	YES	39,669	46,680	3,085	4,862	YES	32	YES	YES	YES
MVLC	7	0	1	0	YES	7,365	8,481	431	652	NO	0	YES	YES	YES
NOBLE	13	43	0	0	YES	8,421	10,248	1,789	2,286	NO	0	NO	NO	YES
OCLN	3	0	0	0	YES	6,445	16,745	2,489	3,578	YES	18	YES	YES	YES
SAILS	2	0	0	0	YES	52,055	54,173	2,066	2,638	YES	21	YES	NO	YES
TOTAL	37	140	1	1		361,726	389,369	37,519	51,002		107			

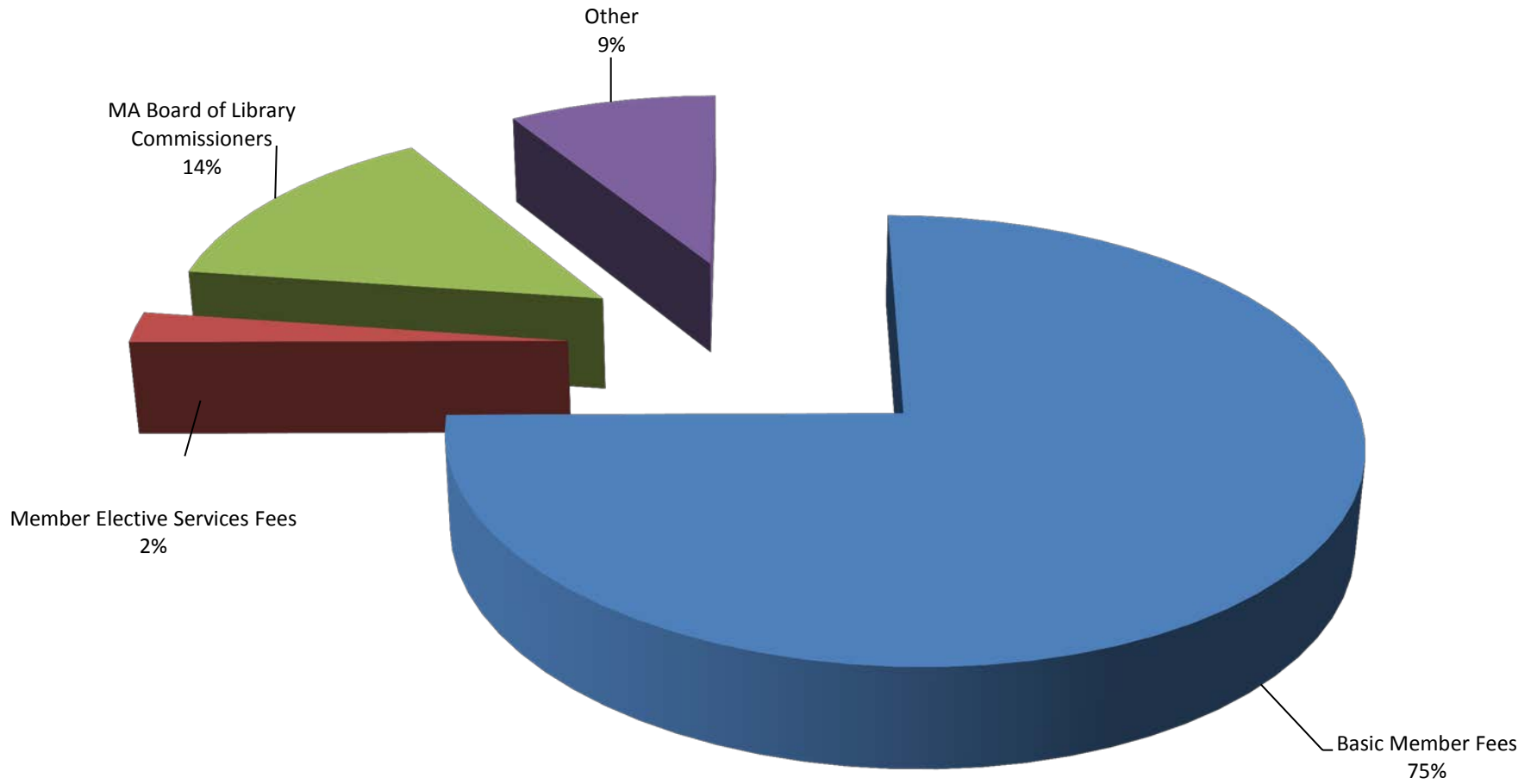
*BPL licensed databases and econtent were reported here in previous years. MBLN is not involved in licensing content.

[§] Does not include eAudiobooks

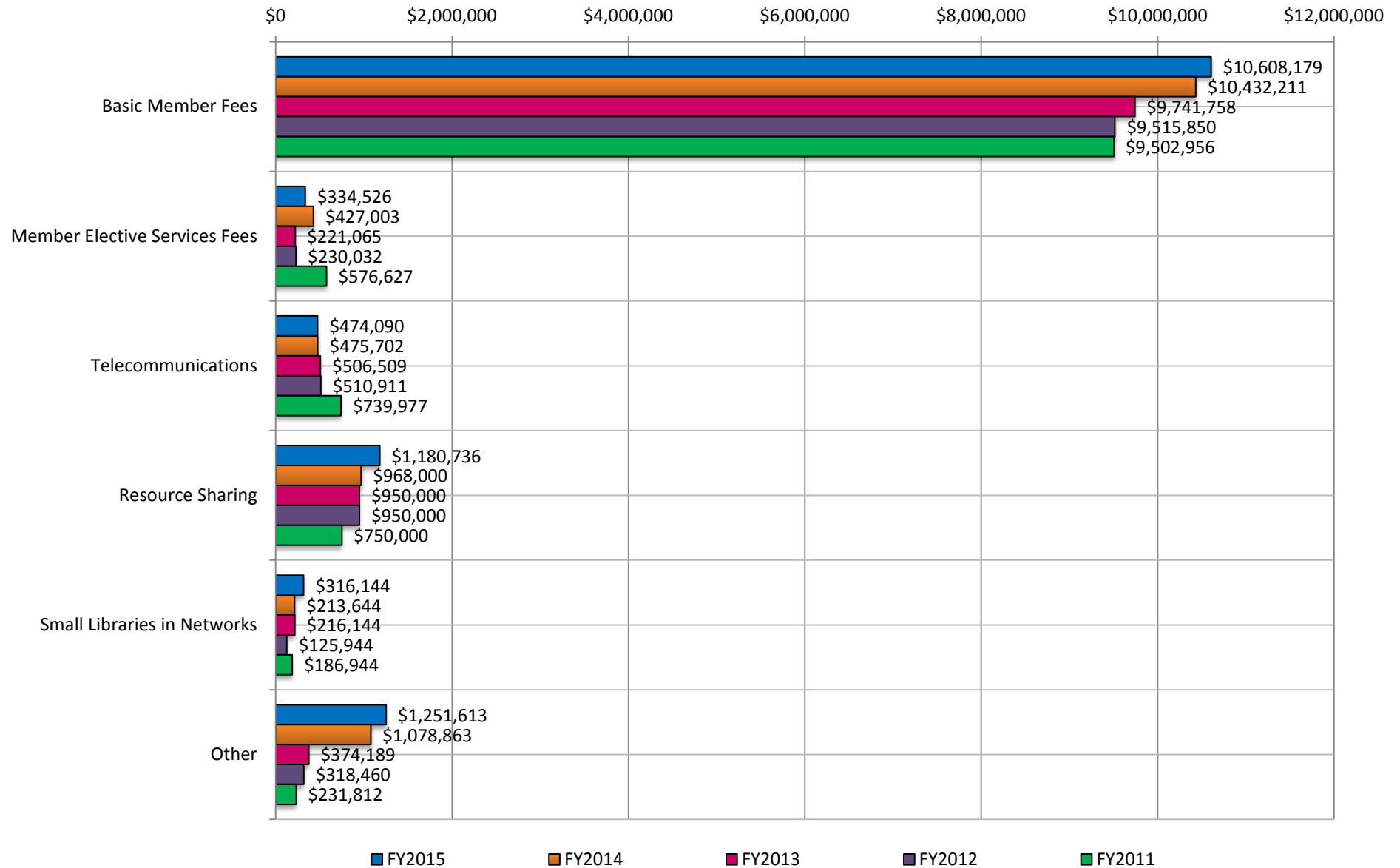
Appendix A-1 Network Membership by Type as of June 30, 2015



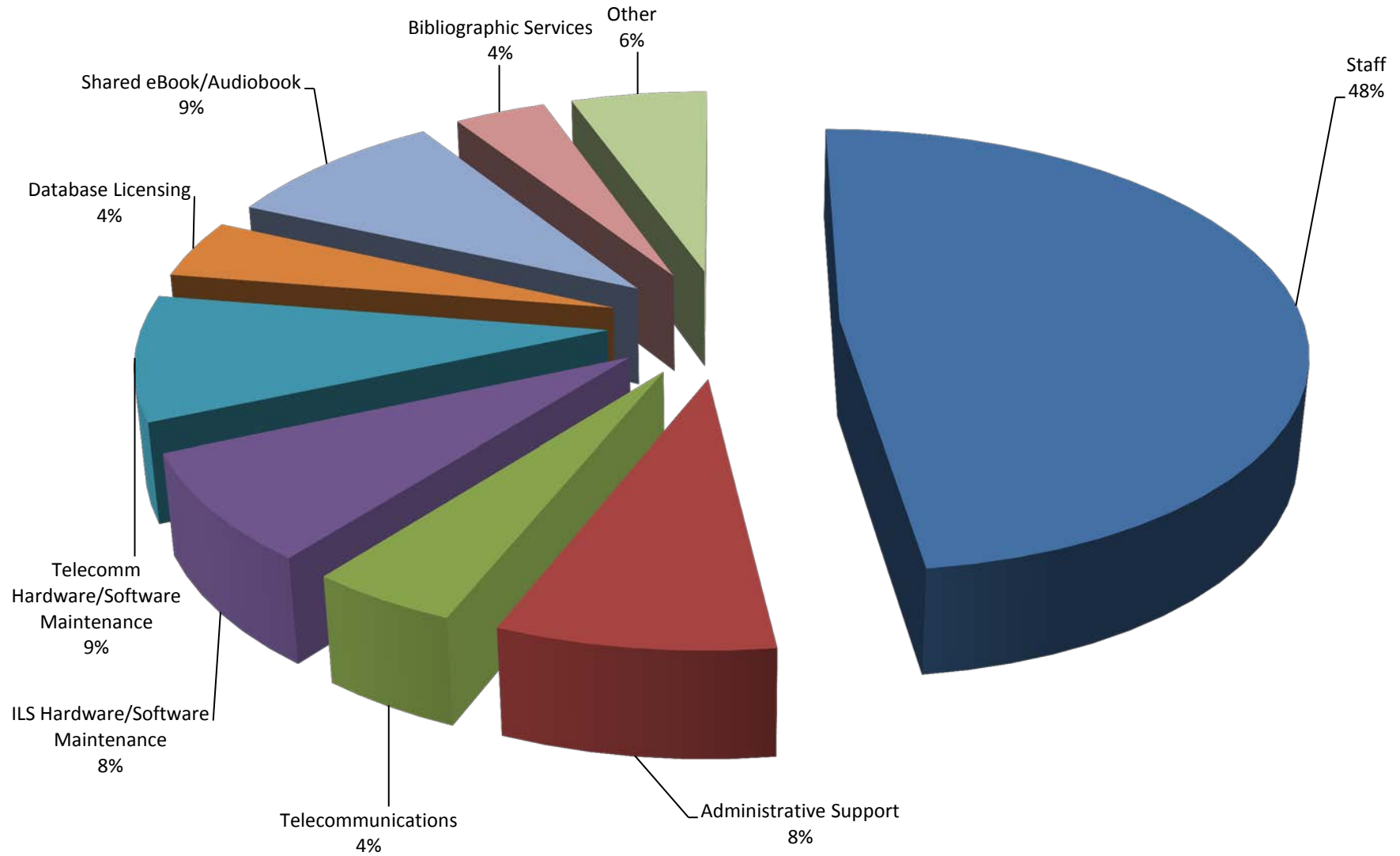
Appendix A-2 FY2015 Network Operating Income by Source



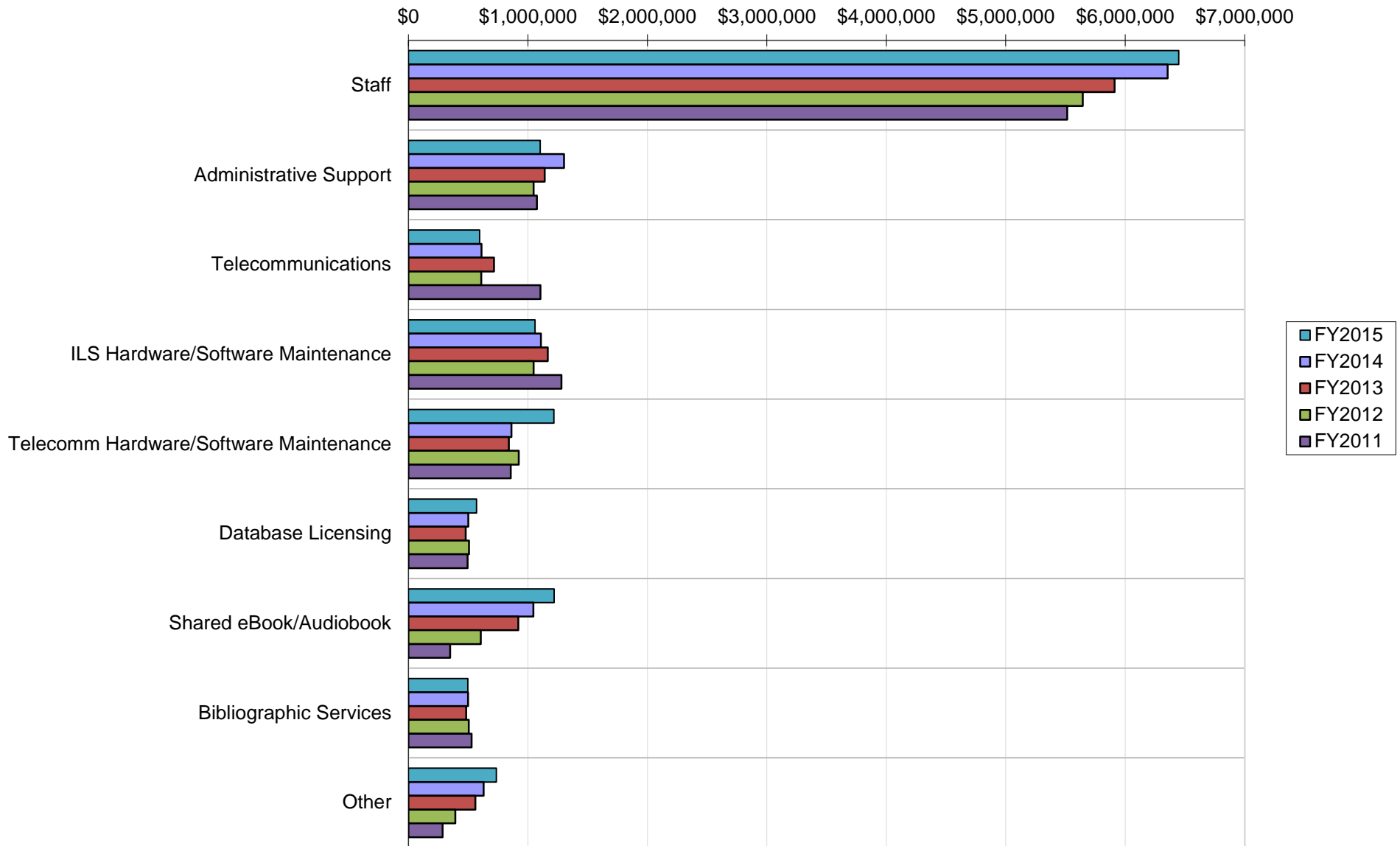
Appendix A-3 Network Operating Income by Source, FY2011 - FY2015



Appendix A-4 FY15 Network Operating Expenditures by Type as Percentage of Whole



Appendix A-5 Network Operating Expenditures by Type, FY2011 - FY2015



*Shared eBook/Audiobook data not collected before FY2011

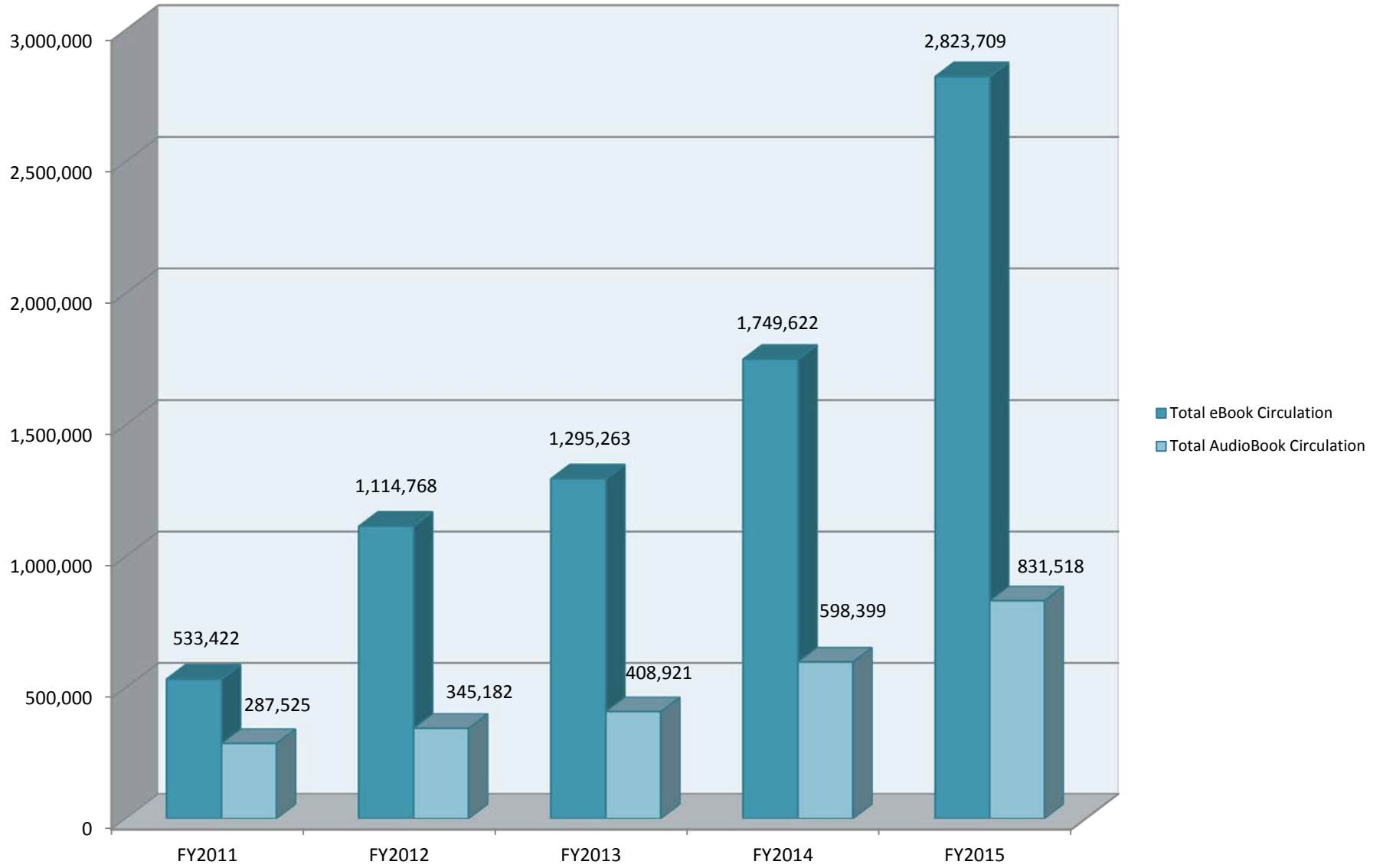
APPENDIX A-6

CIRCULATION FY2012- FY2015

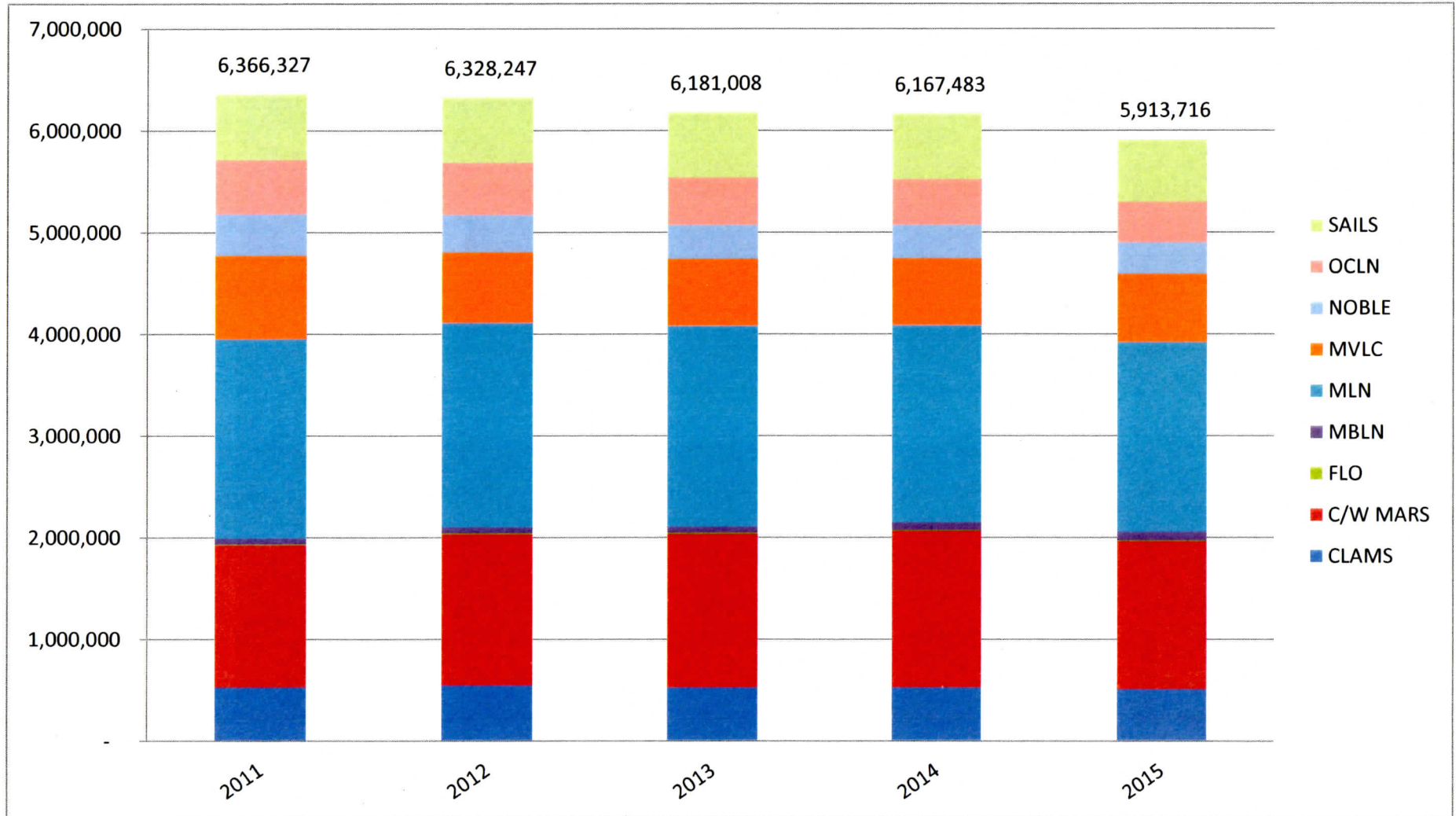
NETWORK	Total Circulation				Total eBook Circulation				Total Downloadable Audio Circulation				Total Downloadable Video Circulation			
	FY12	FY13	FY14	FY15	FY12	FY13	FY14	FY15	FY12	FY13	FY14	FY15	FY12	FY13	FY14	FY15
CLAMS	3,570,367	3,567,960	3,581,955	3,514,737	77,236	111,770	144,606	176,996	28,380	29,637	40,763	52,325	127	151	64	110
C/W MARS	13,031,889	13,395,595	12,937,489	12,415,801	119,284	228,017	340,175	431,999	54,121	71,157	113,650	169,052	1,177	1,944	1,080	259
FLO	565,344	241,585	206,726	192,716	285,437	11,030	1,664	17,470	48	0	0	0	37,626	0	0	0
MBLN	3,796,679	3,694,546	3,484,009	3,945,660	234,344	385,994	500,282	949,044	114,103	132,543	171,846	237,133	1,823	1,074	460	318
MLN	16,782,102	16,142,149	15,665,729	15,128,755	107,969	203,785	312,573	547,697	46,936	62,428	114,055	179,368	0	0	0	4127
MVLC	6,325,024	6,099,865	5,928,444	5,662,233	48,695	81,665	69,609	122,253	34,432	37,963	46,494	53,010	0	0	0	444
NOBLE	3,865,781	3,294,571	3,585,762	3,393,052	51,076	76,492	97,281	112,528	19,261	22,027	31,628	40,633	0	0	0	0
OCLN	5,801,668	5,572,612	5,381,833	5,073,148	45,555	103,327	162,555	180,070	22,984	24,218	42,455	57,533	0	0	35	182
SAILS	4,506,773	4,295,063	4,151,859	4,215,128	145,172	93,183	120,877	285,652	24,917	28,948	37,508	42,464	0	0	211	627
TOTAL	58,245,627	56,303,946	54,923,806	53,541,230	1,114,768	1,295,263	1,749,622	2,823,709	345,182	408,921	598,399	831,518	40,753	3,169	1,850	6,067

Shared eBook/Audiobook data not collected before FY2011.

Appendix A-7 Total eBook & Audio Book Circulation FY2011-2015



Appendix 8 Total Items Lent via Networks
 FY11-FY15 (Most Recent Five Years)



APPENDIX A-9
CAPITAL EXPENDITURES FY2011-FY2015

NETWORK	Capital Expenditures				
	FY2011	FY2012	FY2013	FY2014	FY2015
CLAMS	\$4,029	\$25,966	\$37,808	\$206,772	\$78,884
C/W MARS	\$46,246	\$74,961	\$75,921	\$181,848	\$61,331
FLO	\$8,926	\$0	\$4,867	\$16,098	\$7,350
MBLN	\$0	\$99,697	\$0	\$100,000	\$14,644
MLN	\$34,445	\$72,448	\$4,483	\$282,237	\$97,196
MVLC	\$68,870	\$83,374	\$18,508	\$23,136	\$44,419
NOBLE	\$71,346	\$75,642	\$0	\$23,200	\$17,887
OCLN	\$29,533	\$3,700	\$0	\$90,907	\$158,205
SAILS	\$32,804	\$0	\$7,500	\$110,119	\$73,878
TOTAL	\$296,199	\$435,788	\$149,087	\$1,034,317	\$553,794

APPENDIX A-10
STAFFING FY2011-FY2015

NETWORK	Number of Staff (head count)					Hours Worked Per Week by all Staff					FTE (35 hrs/week)				
	FY11	FY12	FY13	FY14	FY15	FY11	FY12	FY13	FY14	FY15	FY11	FY12	FY13	FY14	FY15
CLAMS	8	6	7	7	7	245	208	226	227	226	7.0	5.9	6.5	6.5	6.4
C/W MARS	21	19	21	19	19	732.0	656	749	673.5	673.5	20.9	18.7	21.4	19.3	19.2
FLO	4	4	4	4	4	125	150	132	140	140	3.5	4.3	3.8	4	4
MBLN	5	5	6	6	6	87.5	88.0	114	114	114	2.5	2.5	3.3	3.3	3.3
MLN	15	15	15	14	14	517.5	517.5	517.5	512.5	512.5	14.7	14.8	14.8	14.6	14.6
MVLC	9	10	10	10	10	337.5	367.5	367.5	375	375	9.6	10.5	10.5	10.7	10.7
NOBLE	14	12	13	11	12	356.5	343.5	376.0	365	382	10.1	9.8	10.7	10.4	10.9
OCLN	6	6	6	6	6	225	225	225	225	225	6.4	6.4	6.4	6.4	6.4
SAILS	7	7	8	8	8	230	230	365	265	265	7	6.6	7.6	7.6	7.5
TOTAL	89	84	90	85	86	2856	2785.5	3072	2897	2913	81.2	79.5	85	82.8	83.0

Appendix B—Definitions for Data in the Networks Report, FY2015

Membership- Page 2	
Members	Total number of network members.
Sites	Number of discrete physical buildings served by the network. Includes branch libraries, multiple campuses, and bookmobiles.
Public	One of the 371 Massachusetts public libraries.
Schools	Public or private, K-12 school library or school library media center.
Academic	Library in a public or private college or university, technical school, and medical or law schools.
Special	Library in a business firm (law, sci-tech, consulting group, etc.), professional association, government agency, museum or other organized group; includes profit, not-for-profit, and non-profits.
Full Members	Full participant in the network according to existing rules and procedures of the network.
Mininets	In the C/W MARS network only, a public library serving a population under 10,000 or a school or academic library with a student FTE fewer than 1,000 that receives basic network services at a discounted cost with limited participation in network decision-making.
OLA/Associate	A library with a dedicated online connection to the network central site, that offers Internet access to the public and enters current acquisitions into the network database, but which does not circulate on the network and does not have its own vote.

Operating Income- Page 3	
Basic Fees	Fees paid by all members to belong to a network and for services common to all.
Elective Fees	Fees paid by members over and above basic membership fees to cover services only individual libraries choose to receive, such as databases or PC support.
MBLC Funds Telecommunications	State funds provided by the Massachusetts Board of Library Commissioners (MBLC) to offset telecommunications costs.
MBLC Funds Net Resource Sharing	State funds provided by the MBLC to offset network resource sharing costs.
MBLC Funds Small Libraries in Networks	State (or Federal) funds provided by the MBLC to offset the cost of network membership for certain public libraries serving populations of under 10,000.
Other Sources	Any additional sources of income including, but not limited to non-MBLC grants, endowments, gifts, investments, etc.
Total Operating Income	Sum of the network's operating revenues from all its sources.

E-Rate- Page 4	
E-Rate Received	Actual dollar figure of E-Rate discounts received during the fiscal year. This figure might not correspond to the total funding commitments that will have been awarded by the Schools and Libraries Division (SLD) of the Universal Service Administrative Company (USAC) for the corresponding program year. E-Rate program years are one year earlier than state fiscal years (<i>e.g.</i> , E-Rate program year 2014 is equivalent to state FY2015).
E-Rate Discount %	The discount percentage, or range of percentages, for network telecommunications and/or Internet services for which the network has received E-Rate funding.

Operating Expenditures- Page 5	
Staff	Includes salaries and wages before deductions, and benefits for all employees including social security, retirement, medical insurance, life insurance, unemployment insurance and compensation, guaranteed disability income protection, workmen's compensation, tuition, and housing benefits.
Administrative Support	Rent and phone, etc.
Telecommunication	Total amount expended for telecommunications services for central site and connected library outlets.
ILS Hardware/Software Maintenance	Integrated Library Systems hardware/software maintenance. The cost of ongoing annual maintenance contracts for system server(s) (<i>e.g.</i> , database, applications, mail, OPAC) and integrated library system vendor support contracts). Does not include original purchase/lease price.
Telecommunication Hardware/Software Maintenance	Includes the cost of maintenance contracts (<i>e.g.</i> , routers, switches, DSU's, network monitoring services) but not the original purchase/lease price.
Database Licensing	Money paid to vendors for purchase/lease/access for online database licenses for members. For example, Syndetics, OPAC content enhancement services.
Shared eBook/Audiobook	Money paid to vendors to lease/purchase electronic books for all network members (<i>e.g.</i> , Overdrive/Recorded Books).
Bibliographic Services	Annual fees paid to LYRASIS/OCLC/SkyRiver for bibliographic utility/cataloging and authority work.
Other Operating	MassLNC networks: Include MassLNC "operating expenses" contributions here
Total Operating	Sum of the operating expenditures from the network's budget for personnel, telecommunications, maintenance, licensing, annual fees and other operating expenditures.

Network Telecommunication Expenditures- Page 6	
Shared Internet Access	The annual network expenditures for shared Internet bandwidth required by to/from the network's central site. Costs are after any E-Rate discounts have been applied. Reported on "Telecommunications Expenditures Report".
Remote-to-Host	The total annual cost of network circuits to member library locations, including branches. These circuits may also support library Internet access, but must be managed and paid for by the network. Costs are after any E-Rate discounts have been applied. Reported on "Telecommunications Report".

Network Telecommunication Expenditures	The total reported on the ‘Telecommunications Report’ for each of the telecommunications service types: Internet Access for the Central Site, Remote-to-Host.
--	---

Capital Expenditures & Revenues- Page 7

Capital Revenue	Capital revenues include funding received for the purposes of capital projects. Includes LSTA equipment grants and other grant funds actually received (not necessarily the same as the amount awarded) during FY2014.
Capital Expenditures	Capital expenditures include nonrecurring expenditures for the acquisition of and/or addition to fixed assets. Local accounting practices determine whether a specific item is a capital expense or an operating expense.
Capital Improvement Fund	From either a dedicated capital improvement line or funds from a ‘‘reserve’’ account that may be used for capital improvements.

Circulation- Page 8

Total Circulation	The total annual circulation of all library materials of all types, including renewals. All materials in all formats that are charged out for use outside the library are counted. Interlibrary loan transactions included are only items borrowed for users. Items checked out to another library are not included.
Total Circulation of eBook	The total circulation of eBook content for the network as a whole.
Total eBook <i>section</i> Circulation	Report the total successful requesting of eBook <i>sections</i> (chapters, encyclopaedia entries, from ebrary, Credo Reference et al.)
Total Circulation of Downloadable Audio	The total circulation of downloadable audio for the network as a whole.
Total Circulation of Downloadable Video	The total circulation of downloadable video for the network as a whole.
Overdrive Advantage Circulation	Report whether the eBook or other downloadable circulation totals include copies of Overdrive Advantage titles (or similar). (Yes/No)

Resource Sharing- Page 9

Number of Titles	Individual bibliographic records in the network’s database regardless of the format of the item. Includes MARC records describing electronic content (<i>e.g.</i> , eBooks, licensed periodical titles, downloadable audio and video). Excludes authority control records and community I&R records.
Number of Items	The number of item or holdings records, regardless of format. Records that reflect periodical holdings are included.

Electronically Facilitated ILL's Network Transfers	Loan of materials on request between member libraries in a single network. Includes materials loaned to dial access or online affiliate libraries if the request is made through a hold, E-mail, or equivalent method on the network's system, as well as material loaned by member libraries of the network to libraries in other Massachusetts networks if the request is made through a hold, E-mail or equivalent method on the network's system. Transfers within a municipal public library system (<i>i.e.</i> , from branch to branch, branch to main or main to branch) are not included.
Electronically Facilitated ILL's From Virtual Catalog	Loan of materials requested through the statewide virtual catalog.
Electronically Facilitated ILL's Point-to-Point	Loan of materials with the transaction taking place directly between the borrowing and lending libraries with no intermediary and not facilitated by the virtual catalog.
Total ILL's	Total of Network Transfers, From Virtual Catalog, and Point to Point.

Staffing- Page 10

Number of Staff	Number of paid staff in all positions (head count).
Staff hours worked per week by all staff	Total number of hours worked in a typical week by all paid staff.
FTE (35 hrs. /wk.)	Full-Time equivalency. This is computed by totaling the hours worked in a typical week by all paid staff and dividing by 35.

Member Services- Page 11

Wireless Access Support Library PC's	Indicates whether the network supported wireless access in member libraries for PC's provided by the library.
Wireless Access Support Patron's PC's	Indicates whether the network supported wireless access in member libraries for PC's provided by library patrons.
Information & Referral Databases	Indicates whether the network hosted a community information and referral database for its members.
Digital Archiving Services	Indicates whether the network provided and supported a software application dedicated to digital materials, (image collections, audio files, binary files) such as SIRSI Hyperion or dynix "Digital Library."
Library Home Page Hosting	Indicates whether the network provided hosted web sites for member libraries. Does not include template pages with information on each library (such as hours, phone number). Includes home pages the network allowed the library to maintain content and/or customize the information on a regular basis.
Centralized PC Mgmt.	Indicates whether the network used systems management server software or similar applications to monitor or inventory connected workstations in member libraries and/or distribute new versions of client software applications to member libraries.

On-site PC support	Indicates whether the network sent out staff or contractual personnel to support connected PC's in member libraries.
On-site Advising/Consulting	Indicates whether the network sent out staff or contractual personnel to provide advisory or consulting services in the member library.
Continuing Education # Sessions	Number of sessions held.
Continuing Education # Attendees	Number of people attending the continuing education sessions.
Time & Print Management	Indicates whether the network provides time or print management for member libraries. (Y/N)

Member Services- Page 12	
Database Licenses: Total # of Databases Network-wide	Indicates the number of databases licensed as part of the basic membership fee. Databases were available both remotely and in-library
Database Licenses: Total # Databases - Individual Libraries	Indicates the number of databases that the network licensed only for a subgroup of members or individual libraries for an added fee. Databases were available both remotely and in-library
Database Licenses: In-library Only	The number of databases licensed with in-library only access as part of the basic membership.
Database Licenses: In-Library Only – Individual Libraries	The number of databases licensed with in library-only access for groups of members or individual libraries for an added fee
eBooks: Shared eBook Collections	Indicates whether the network supported shared eBook collections for members (Y/N)
eBooks: Shared eBook - Total Titles	The number of shared eBook titles in the network as of June 30.
eBooks: Shared eBook - Total Copies	The number of shared eBook copies in the network as of June 30.
eBooks: Added in FY15-- Title Added	The number of new shared titles added during the fiscal year.
eBooks: Added in FY15 - Copies Added	The number of new shared eBook copies added during the fiscal year.

eBooks: Member Exclusive Purchases	Indicates whether individual member libraries added eBooks not shared network-wide (<i>e.g.</i> , Overdrive Advantage collections) (Y/N)
eBooks: Member Exclusive Purchases – Number of Libraries	The number of libraries that added exclusive purchase titles during the fiscal year.
Linking: OPAC to Online Journals	Links from OPAC to online journals and databases with full text. Indicates whether the network had links from serials OPAC records to online periodical content.
Linking: Online databases to OPAC	Indicates whether the network had links from online periodical content in separately subscribed online journals or full text database to its OPAC.
Cataloging	Indicates whether the network provided cataloging for member libraries. (Y/N)

APPENDIX C: FY2015 LIST OF NETWORK MEMBERS

NETWORK	TYPE	MEMBER NAME
CAPE LIBRARIES AUTOMATED MATERIALS SHARING		
CLAMS	Full	Aquinnah Public Library
CLAMS	Full	Barnstable, Centerville Public Library
CLAMS	Full	Barnstable, Cotuit Library
CLAMS	Full	Barnstable, Hyannis Public Library Association
CLAMS	Full	Barnstable, Marstons Mills Public Library
CLAMS	Full	Barnstable, Osterville Free Library
CLAMS	Full	Barnstable, Sturgis Library
CLAMS	Full	Barnstable, Whelden Memorial Library
CLAMS	Full	Bourne, Jonathan Bourne Public Library
CLAMS	Full	Brewster Ladies Library
CLAMS	Full	Cape Cod Community College, Wilkens Library
CLAMS	Full	Chatham, Eldredge Public Library
CLAMS	Full	Chilmark Free Public Library
CLAMS	Full	Dennis, Dennis Memorial Library Association
CLAMS	Full	Dennis, Dennis Public Library
CLAMS	Full	Dennis, Jacob Sears Memorial Library
CLAMS	Full	Dennis, South Dennis Public Library
CLAMS	Full	Dennis, West Dennis Free Public Library
CLAMS	Full	Eastham Public Library
CLAMS	Full	Edgartown Free Public Library
CLAMS	Full	Falmouth Public Library
CLAMS	Full	Falmouth, West Falmouth Library, Inc.
CLAMS	Full	Falmouth, Woods Hole Public Library
CLAMS	Full	Harwich, Brooks Free Library
CLAMS	Full	Mashpee Public Library
CLAMS	Full	Nantucket Atheneum
CLAMS	Full	Oak Bluffs Public Library
CLAMS	Full	Orleans, Snow Library
CLAMS	Full	Provincetown Public Library
CLAMS	Full	Tisbury, Vineyard Haven Public Library
CLAMS	Full	Truro Public Library
CLAMS	Full	Wellfleet Public Library
CLAMS	Full	West Tisbury Free Public Library

NETWORK	TYPE	MEMBER NAME
CLAMS	Full	Yarmouth Port Library
CLAMS	Full	Yarmouth Town Libraries
C/W MARS		
C/W MARS	Mini-net	Adams Free Library
C/W MARS	Full	Agawam Public Library
C/W MARS	Full	American International College, Shea Memorial Library
C/W MARS	Full	Amherst, Jones Library Inc.
C/W MARS	Full	Anna Maria College, Mondor-Eagen Library
C/W MARS	Mini-net	Ashby Free Public Library
C/W MARS	Mini-net	Athol Public Library
C/W MARS	Full	Atlantic Union College, G. Eric Jones Library
C/W MARS	Full	Auburn Public Library
C/W MARS	Full	Ayer Library
C/W MARS	Mini-net	Barre, Woods Memorial Library
C/W MARS	Full	Belchertown, Clapp Memorial Library
C/W MARS	Full	Bellingham Public Library
C/W MARS	Full	Berkshire Community College, Library
C/W MARS	Mini-net	Berlin Public Library
C/W MARS	Mini-net	Bernardston, Cushman Library
C/W MARS	Full	Blackstone Public Library
C/W MARS	Mini-net	Bolton Public Library
C/W MARS	Mini-net	Boxborough, Sargent Memorial Library
C/W MARS	Mini-net	Boylston Public Library
C/W MARS	Mini-net	Brookfield, Merrick Public Library
C/W MARS	Mini-net	Buckland Public Library
C/W MARS	Full	Charlton Public Library
C/W MARS	Mini-net	Cheshire Public Library
C/W MARS	Mini-net	Chesterfield Public Library
C/W MARS	Full	Chicopee Public Library
C/W MARS	Mini-net	Clarksburg Town Library
C/W MARS	Full	Clinton, Bigelow Free Public Library
C/W MARS	Mini-net	Colrain, Griswold Memorial Library
C/W MARS	Mini-net	Cooley Dickinson Hospital, Medical Library
C/W MARS	Mini-net	Dalton Free Public Library

NETWORK	TYPE	MEMBER NAME
C/W MARS	Mini-net	Deerfield, Tilton Library
C/W MARS	Mini-net	Douglas, Simon Fairfield Public Library
C/W MARS	Mini-net	Dudley, Pearle L. Crawford Memorial Library
C/W MARS	Mini-net	East Brookfield Public Library
C/W MARS	Full	East Longmeadow Public Library
C/W MARS	Full	Easthampton, Emily Williston Memorial Library
C/W MARS	Full	Elms College, Alumnae Library
C/W MARS	Mini-net	Erving Public Library
C/W MARS	Full	Fitchburg Public Library
C/W MARS	Mini-net	Florida Free Library
C/W MARS	Full	Gardner, Levi Heywood Memorial Library
C/W MARS	Full	Grafton Public Library
C/W MARS	Mini-net	Granby Free Public Library
C/W MARS	Mini-net	Granville Public Library
C/W MARS	Full	Great Barrington, Mason Library
C/W MARS	Full	Greenfield Community College, Library
C/W MARS	Full	Greenfield Public Library
C/W MARS	Mini-net	Hadley, Goodwin Memorial Library
C/W MARS	Mini-net	Hampden Free Public Library
C/W MARS	Full	Harvard Public Library
C/W MARS	Mini-net	Hatfield Public Library
C/W MARS	Mini-net	Heath Free Public Library
C/W MARS	Full	Holden, Gale Free Library
C/W MARS	Mini-net	Holland Public Library
C/W MARS	Full	Holyoke Community College Library
C/W MARS	Full	Holyoke Public Library
C/W MARS	Mini-net	Hopedale, Bancroft Memorial Library
C/W MARS	Full	Hopkinton Public Library
C/W MARS	Mini-net	Hubbardston Public Library
C/W MARS	Full	Hudson Public Library
C/W MARS	Mini-net	Lancaster, Thayer Memorial Library
C/W MARS	Mini-net	Lee Library Association
C/W MARS	Mini-net	Leicester Public Library
C/W MARS	Full	Lenox Library Association
C/W MARS	Full	Leominster Public Library
C/W MARS	Mini-net	Leverett Library
C/W MARS	Full	Longmeadow, Richard Salter Storrs Library

NETWORK	TYPE	MEMBER NAME
C/W MARS	Full	Ludlow, Hubbard Memorial Library
C/W MARS	Mini-net	Lunenburg Public Library
C/W MARS	Full	MA College of Liberal Arts, Eugene L. Freel Library
C/W MARS	Full	Marlborough Public Library
C/W MARS	Mini-net	Mendon, Taft Public Library
C/W MARS	Full	Milford Town Library
C/W MARS	Full	Millbury Public Library
C/W MARS	Mini-net	Millville Free Public Library
C/W MARS	Mini-net	Monson Free Library and Reading Room Association
C/W MARS	Mini-net	Montague Public Libraries, Carnegie Public Library
C/W MARS	Mini-net	Monterey Library
C/W MARS	Full	Mount Wachusett Community College
C/W MARS	Mini-net	New Marlborough Town Library
C/W MARS	Mini-net	New Salem Public Library
C/W MARS	Full	North Adams Public Library
C/W MARS	Mini-net	North Brookfield, Haston Free Public Library
C/W MARS	Full	Northampton, Forbes Library
C/W MARS	Full	Northampton, Lilly Library
C/W MARS	Full	Northborough Free Library
C/W MARS	Full	Northbridge, Whitinsville Social Library
C/W MARS	Mini-net	Northfield, Dickinson Memorial Library
C/W MARS	Mini-net	Orange, Wheeler Memorial Library
C/W MARS	Mini-net	Otis Library and Museum
C/W MARS	Full	Oxford Free Public Library
C/W MARS	Full	Palmer Public Library
C/W MARS	Mini-net	Paxton, Richards Memorial Library
C/W MARS	Full	Pepperell, Lawrence Library
C/W MARS	Mini-net	Petersham Memorial Library
C/W MARS	Full	Pittsfield, Berkshire Athenaeum
C/W MARS	Mini-net	Princeton Public Library
C/W MARS	Full	Quinsigamond Community College
C/W MARS	Mini-net	Richmond Free Public Library
C/W MARS	Mini-net	Rowe Town Library
C/W MARS	Mini-net	Sheffield, Bushnell-Sage Library
C/W MARS	Mini-net	Shelburne Free Public Library

NETWORK	TYPE	MEMBER NAME
C/W MARS	Mini-net	Shirley, Hazen Memorial Library
C/W MARS	Full	Shrewsbury Free Public Library
C/W MARS	Mini-net	Shutesbury, M.N. Spear Memorial Library
C/W MARS	Full	South Hadley Public Library
C/W MARS	Mini-net	Southampton, Edwards Public Library
C/W MARS	Mini-net	Southborough Public Library
C/W MARS	Full	Southbridge, Jacob Edwards Library
C/W MARS	Mini-net	Southwick Public Library
C/W MARS	Full	Spencer, Richard Sugden Public Library
C/W MARS	Full	Springfield City Library
C/W MARS	Full	Springfield Technical Community College Library
C/W MARS	Full	State Library of Massachusetts Library
C/W MARS	Mini-net	Sterling, Conant Public Library
C/W MARS	Mini-net	Stockbridge Library Association
C/W MARS	Mini-net	Sturbridge, Joshua Hyde Public Library
C/W MARS	Mini-net	Sunderland Public Library
C/W MARS	Mini-net	Sutton Free Public Library
C/W MARS	Mini-net	Templeton, Boynton Public Library
C/W MARS	Mini-net	Townsend Public Library
C/W MARS	Mini-net	Upton Town Library
C/W MARS	Full	Uxbridge Free Public Library
C/W MARS	Mini-net	Wales Public Library
C/W MARS	Mini-net	Ware, Young Men's Library Association
C/W MARS	Mini-net	Warren Public Library
C/W MARS	Mini-net	Warwick Free Public Library
C/W MARS	Full	Webster, Chester C. Corbin Public Library
C/W MARS	Mini-net	Wendell Free Library
C/W MARS	Mini-net	West Boylston, Beaman Memorial Public
C/W MARS	Mini-net	West Brookfield, Merriam-Gilbert Public
C/W MARS	Full	West Springfield Public Library
C/W MARS	Mini-net	West Stockbridge Public Library
C/W MARS	Mini-net	West Warren Library Association
C/W MARS	Full	Westborough Public Library
C/W MARS	Full	Westfield Athenaeum
C/W MARS	Mini-net	Westhampton Public Library
C/W MARS	Mini-net	Westminster, Forbush Memorial Library
C/W MARS	Mini-net	Whately, S. White Dickenson Memorial Library

NETWORK	TYPE	MEMBER NAME
C/W MARS	Full	Wilbraham Public Library
C/W MARS	Mini-net	Williamsburg, Meekins Library
C/W MARS	Mini-net	Williamstown, David & Joyce Milne Public
C/W MARS	Mini-net	Winchendon, Beals Memorial Library
C/W MARS	Full	Worcester Public Library
FENWAY LIBRARIES ONLINE		
FLO	Full	Emerson College
FLO	Full	Emmanuel College, Cardinal Cushing Library
FLO	Full	Lesley University, Ludcke Library
FLO	Full	Massachusetts College of Art, Morton R. Godine Library
FLO	Full	Massachusetts College of Pharmacy and Health Sciences, Henrietta DeBenedictis Library
FLO	Full	Museum of Fine Arts, William Morris Hunt Memorial Library
FLO	Full	New England College of Optometry, NE College of Optometry Library
FLO	Full	New England Conservatory of Music, Harriet M. Spaulding Library
FLO	Full	Wentworth Institute of Technology, Alumni Library
FLO	Full	Wheelock College
METRO BOSTON LIBRARY NETWORK		
MBLN	Full	Boston Public Library
MBLN	Full	Chelsea Public Library
MBLN	Full	Malden Public Library
MBLN	Full	State Transportation Library
MINUTEMAN LIBRARY NETWORK		
MLN	Full	Acton Memorial Library
MLN	Full	Arlington, Robbins Library
MLN	Full	Ashland Public Library
MLN	Full	Bedford Free Public Library
MLN	Full	Belmont Public Library
MLN	Full	Brookline Public Library
MLN	Full	Cambridge Public Library
MLN	Full	Concord Free Public Library
MLN	Full	Dean College, E. Ross Anderson Library

NETWORK	TYPE	MEMBER NAME
MLN	Full	Dedham Public Library
MLN	Full	Dover Town Library
MLN	Full	Framingham Public Library
MLN	Full	Framingham State University, Henry Whittemore Library
MLN	Full	Franklin Public Library
MLN	Full	Holliston Public Library
MLN	Full	Lasell College, Brennan Library
MLN	Full	Lexington, Cary Memorial Library
MLN	Full	Lincoln Public Library
MLN	Full	Massachusetts Bay Community College, Perkins Library
MLN	Full	Maynard Public Library
MLN	Full	Medfield Memorial Library
MLN	Full	Medford Public Library
MLN	Full	Medway Public Library System
MLN	Full	Millis Public Library
MLN	Full	Mount Ida College, Wadsworth Library
MLN	Branch	Natick, Bacon Free Library
MLN	Full	Natick, Morse Institute Library
MLN	Full	Needham Free Public Library
MLN	Full	Newton Free Library
MLN	Full	Norwood, Morrill Memorial Library
MLN	Full	Pine Minor College, Annenberg Library
MLN	Full	Regis College Library
MLN	Full	Sherborn Library
MLN	Full	Somerville Public Library
MLN	Full	Stow, Randall Library
MLN	Full	Sudbury, Goodnow Public Library
MLN	Full	Waltham Public Library
MLN	Full	Watertown Free Public Library
MLN	Full	Wayland Free Public Library
MLN	Full	Wellesley Free Library
MLN	Full	Weston Public Library
MLN	Full	Westwood Public Library
MLN	Full	Winchester Public Library
MLN	Full	Woburn Public Library

NETWORK	TYPE	MEMBER NAME
MERRIMACK VALLEY LIBRARY CONSORTIUM		
MVLC	Full	Amesbury Public Library
MVLC	Full	Andover, Memorial Hall Library
MVLC	Full	Billerica Public Library
MVLC	Full	Boxford Town Library
MVLC	Full	Burlington Public Library
MVLC	Full	Carlisle, Gleason Public Library
MVLC	Full	Chelmsford Public Library
MVLC	Full	Dracut, Moses Greeley Parker Memorial Library
MVLC	Full	Dunstable Free Public Library
MVLC	Full	Essex, T.O.H.P. Burnham Free Library
MVLC	Full	Georgetown, Peabody Library
MVLC	Full	Groton Public Library
MVLC	Full	Groveland, Langley Adams Library
MVLC	Full	Hamilton-Wenham Public Library
MVLC	Full	Haverhill Public Library
MVLC	Full	Ipswich Public Library
MVLC	Full	Lawrence Public Library
MVLC	Full	Littleton, Reuben Hoar Library
MVLC	Full	Lowell, Samuel S. Pollard Memorial Library
MVLC	Full	Manchester-by-the-Sea Public Library
MVLC	Full	Merrimac Public Library
MVLC	Full	Methuen, Nevins Memorial Library
MVLC	Full	Middleton, Flint Public Library
MVLC	Full	Newbury Town Library
MVLC	Full	Newburyport Public Library
MVLC	Full	North Andover, Stevens Memorial Library
MVLC	Full	North Reading, Flint Memorial Library
MVLC	Full	Rockport Public Library
MVLC	Full	Rowley Public Library
MVLC	Full	Salisbury Public Library
MVLC	Full	Tewksbury Public Library
MVLC	Full	Topsfield Town Library
MVLC	Full	Tyngsborough Public Library
MVLC	Full	West Newbury, G. A. R. Memorial Library
MVLC	Full	Westford, J. V. Fletcher Library
MVLC	Full	Wilmington Memorial Library

NETWORK	TYPE	MEMBER NAME
NORTH OF BOSTON LIBRARY EXCHANGE		
NOBLE	Full	Beverly Public Library
NOBLE	Full	Bunker Hill Community College
NOBLE	Full	Danvers, Peabody Institute Library
NOBLE	Full	Endicott College, Diane M. Halle Library
NOBLE	Full	Everett, Parlin Memorial Library
NOBLE	Full	Gloucester Lyceum & Sawyer Free Library
NOBLE	Full	Gordon College, Jenks Library
NOBLE	Full	Lynn Public Library
NOBLE	Full	Lynnfield Public Library
NOBLE	Full	Marblehead, Abbot Public Library
NOBLE	Associate	Massachusetts Board of Library Commissioners
NOBLE	Full	Melrose Public Library
NOBLE	Full	Merrimack College, McQuade Library
NOBLE	Full	Middlesex Community College
NOBLE	Associate	Montserrat College of Art, Paul M. Scott Library
NOBLE	Full	North Shore Community College
NOBLE	Full	Northern Essex Community College, Bentley Library
NOBLE	Full	Peabody, Peabody Institute Library
NOBLE	Full	Phillips Academy, Oliver Wendell Holmes Library
NOBLE	Full	Reading Public Library
NOBLE	Full	Revere Public Library
NOBLE	Full	Salem Public Library
NOBLE	Full	Salem State University, Frederick E. Berry Library and Learning Commons
NOBLE	Full	Saugus Public Library
NOBLE	Full	Stoneham Public Library
NOBLE	Full	Swampscott Public Library
NOBLE	Full	Wakefield, Lucius Beebe Memorial Library
NOBLE	Full	Winthrop Public Library
OLD COLONY LIBRARY NETWORK		
OCLN	Full	Abington Public Library
OCLN	Full	Avon Public Library
OCLN	Full	Braintree, Thayer Public Library
OCLN	Full	Brockton Public Library System

NETWORK	TYPE	MEMBER NAME
OCLN	Full	Canton Public Library
OCLN	Full	Cohasset, Paul Pratt Memorial Library
OCLN	Full	Duxbury Free Library
OCLN	Full	Eastern Nazarene College, Nease Library
OCLN	Full	Hanover, John Curtis Free Library
OCLN	Full	Hingham Public Library
OCLN	Full	Holbrook Public Library
OCLN	Full	Hull Public Library
OCLN	Full	Kingston Public Library
OCLN	Full	Marshfield, Ventress Memorial Library
OCLN	Full	Massasoit Community College
OCLN	Full	Milton Public Library
OCLN	Full	Norwell Public Library
OCLN	Full	Plymouth Public Library
OCLN	Full	Quincy College
OCLN	Full	Quincy, Thomas Crane Public Library
OCLN	Full	Randolph, Turner Free Library
OCLN	Full	Rockland Memorial Library
OCLN	Full	Sandwich Free Public Library
OCLN	Full	Scituate Town Library
OCLN	Full	Sharon Public Library
OCLN	Full	Stoughton Public Library
OCLN	Full	Walpole Public Library
OCLN	Full	Weymouth Public Libraries
OCLN	Full	Whitman Public Library
SAILS, INC.		
SAILS	Full	Acushnet, Russell Memorial Library
SAILS	Full	Anna Ware Jackson Library Media Center, Plainville
SAILS	Full	Attleboro High School
SAILS	Full	Attleboro Public Library
SAILS	Full	B.M.C. Durfee High School, Ambrose Keeley Library
SAILS	Full	Beatrice H. Wood Elementary School Library, Plainville
SAILS	Full	Berkley Public Library
SAILS	Full	Bridgewater Public Library
SAILS	Full	Bristol Community College
SAILS	Full	Cardinal Spellman High School

NETWORK	TYPE	MEMBER NAME
SAILS	Full	Carver Public Library
SAILS	Full	Dartmouth Public Libraries
SAILS	Full	Delaney Elementary School, Wrentham
SAILS	Full	Dighton Public Library
SAILS	Full	Dr. Kevin M. Hurley Middle School Library, Seekonk
SAILS	Full	East Bridgewater Central School
SAILS	Full	East Bridgewater Jr/SR High School, Library
SAILS	Full	East Bridgewater Public Library
SAILS	Full	Easton, Ames Free Library of Easton, Inc.
SAILS	Full	Fairhaven, Millicent Library
SAILS	Full	Fall River Public Library
SAILS	Full	Foxborough High School
SAILS	Full	Foxborough, Boyden Library
SAILS	Full	Freetown, James White Memorial Library
SAILS	Full	George R. Martin Elementary School, Seekonk
SAILS	Full	Gordon Mitchell Middle School, East Bridgewater
SAILS	Full	H. Olive Day Elementary School, Norfolk
SAILS	Full	Halifax, Holmes Public Library
SAILS	Full	Hanson Public Library
SAILS	Full	John J. Ahern Middle School, Foxborough
SAILS	Full	Keith Middle School, New Bedford
SAILS	Full	Kennedy Freeman Elementary School, Norfolk
SAILS	Full	Lakeville Free Public Library
SAILS	Full	Mansfield Public Library
SAILS	Full	Marion, Elizabeth Taber Library
SAILS	Full	Massachusetts Maritime Academy, ABS Information Commons
SAILS	Full	Mattapoisett Free Public Library
SAILS	Full	Middleborough Public Library
SAILS	Full	Mildred H. Aitken Elementary School, Seekonk
SAILS	Full	New Bedford Free Public Library
SAILS	Full	New Bedford High School
SAILS	Full	Norfolk Public Library

NETWORK	TYPE	MEMBER NAME
SAILS	Full	Normandin Middle School, New Bedford
SAILS	Full	North Attleborough, Richards Memorial Library
SAILS	Full	Norton Public Library
SAILS	Full	Pembroke Public Library
SAILS	Full	Plainville Public Library
SAILS	Full	Plympton Public Library
SAILS	Full	Raynham Public Library
SAILS	Full	Rehoboth, Blanding Free Public Library
SAILS	Full	Rochester, Joseph H. Plumb Memorial Library
SAILS	Full	Roderick Elementary School, Raymond Library, Wrentham
SAILS	Full	Roosevelt Middle School, New Bedford
SAILS	Full	Seekonk High School
SAILS	Full	Seekonk Public Library
SAILS	Full	Somerset Berkley Regional High School
SAILS	Full	Somerset Public Library
SAILS	Full	Southeastern Regional Vocational-Technical School, Easton
SAILS	Full	Swansea Free Public Library
SAILS	Full	Taunton Public Library
SAILS	Full	Wareham Free Library
SAILS	Full	West Bridgewater Public Library
SAILS	Full	Westport Free Public Library
SAILS	Full	Wrentham, Fiske Public Library